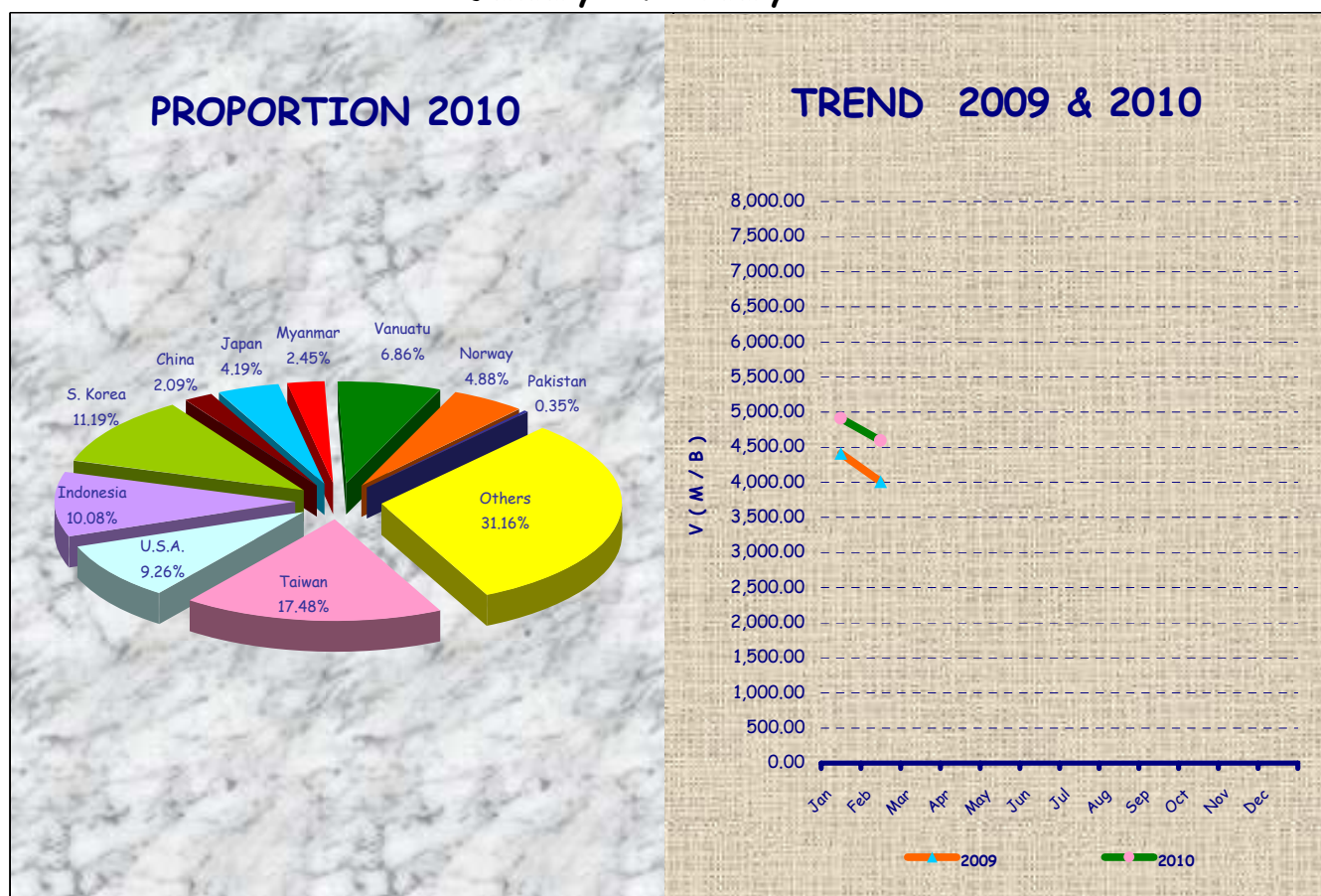


# TOTAL IMPORT FISH OF THAILAND

January - February 2010



0302 / 0303 & 0304 : ปลาสดแช่เย็นแช่แข็ง & ปลาหั่นปลาสดแช่เย็นแช่แข็ง & เนื้อปลาสดแช่เย็นแช่แข็ง

NO.	COUNTRY	V ( M / B )		GROWTH RATE %	PROPORTION %
		2009	2010	2010	2010
1	Taiwan	1,351.40	1,661.33	22.93	17.48
2	U.S.A.	1,105.91	879.97	-20.43	9.26
3	Indonesia	645.61	958.01	48.39	10.08
4	S. Korea	460.48	1,063.58	130.97	11.19
5	China	492.45	198.63	-59.66	2.09
6	Japan	546.01	398.38	-27.04	4.19
7	Myanmar	441.40	232.84	-47.25	2.45
8	Vanuatu	520.11	651.44	25.25	6.86
9	Norway	363.03	463.38	27.64	4.88
10	Pakistan	329.80	33.68	-89.79	0.35
<b>Total 10 Country</b>		<b>6,256.20</b>	<b>6,541.24</b>	<b>4.56</b>	<b>68.84</b>
<b>OTHERS</b>		<b>2,167.63</b>	<b>2,960.50</b>	<b>36.58</b>	<b>31.16</b>
<b>TOTAL</b>		<b>8,423.83</b>	<b>9,501.74</b>	<b>12.80</b>	<b>100.00</b>

Source : Information and Communication Technology Center with Cooperation of The Customs Department

Information Center

Note : Preliminary Data

Thai Frozen Foods Association

# Import Fresh, Chilled, Frozen Total Fish of Thailand

0302 / 0303 & 0304 : ปลาสดแช่เย็นแช่แข็ง & ปลาหุงนึ่งแช่เย็นแช่แข็ง &

Quantity : Ton  
Value : Million Baht  
Value : Million US.\$

เนื้อปลาสดแช่เย็นแช่แข็ง

NO.	COUNTRY	Jan - Feb 2009			Jan - Feb 2010			Growth Rate %			Proportion %	
		Q	V (M/B)	V (M/US.\$)	Q	V (M/B)	V (M/US.\$)	Jan Feb 2010			Jan - Feb 2010	
								Q	V (M/B)	V (M/US.\$)	Q	V (M/B)
1	<b>Asia</b>	<b>158,030.83</b>	<b>4,988.55</b>	<b>143.08</b>	<b>172,008.35</b>	<b>5,402.28</b>	<b>162.55</b>	<b>8.84</b>	<b>8.29</b>	<b>13.61</b>	<b>67.82</b>	<b>56.86</b>
	China	13,541.16	492.45	14.12	4,643.28	198.63	5.98	-65.71	-59.66	-57.65	1.83	2.09
	India	2,791.67	92.23	2.66	12,945.39	415.18	12.49	363.71	350.16	369.55	5.10	4.37
	Indonesia	28,633.52	645.61	18.50	46,005.71	958.01	28.82	60.67	48.39	55.78	18.14	10.08
	Japan	15,165.42	546.01	15.67	7,818.59	398.38	12.00	-48.44	-27.04	-23.42	3.08	4.19
	Myanmar	29,890.02	441.40	12.65	16,652.53	232.84	7.01	-44.29	-47.25	-44.58	6.57	2.45
	Maldives	0.00	0.00	0.00	0.00	0.00	0.00	0.00	0.00	0.00	0.00	0.00
	Pakistan	7,961.04	329.80	9.46	846.96	33.68	1.02	-89.36	-89.79	-89.22	0.33	0.35
	Philippines	7,645.52	320.52	9.16	1,459.92	70.74	2.13	-80.90	-77.93	-76.75	0.58	0.74
	S. Korea	12,896.56	460.48	13.15	31,502.47	1,063.58	31.98	144.27	130.97	143.19	12.42	11.19
	Taiwan	32,911.92	1,351.40	38.83	42,962.33	1,661.33	50.01	30.54	22.93	28.79	16.94	17.48
	Malaysia	555.91	22.57	0.65	774.94	41.18	1.24	39.40	82.45	90.77	0.31	0.43
	Singapore	106.45	10.84	0.31	474.16	66.09	1.99	345.43	509.69	541.94	0.19	0.70
	Vietnam	1,451.02	140.56	4.04	1,710.57	128.63	3.86	17.89	-8.49	-4.46	0.67	1.35
	<u>Others</u>	4,480.62	134.68	3.88	4,211.50	134.01	4.02	-6.01	-0.50	3.61	1.66	1.41
2	<b>Middle East</b>	<b>754.38</b>	<b>13.03</b>	<b>0.37</b>	<b>1,596.32</b>	<b>50.51</b>	<b>1.52</b>	<b>111.61</b>	<b>287.64</b>	<b>310.81</b>	<b>0.63</b>	<b>0.53</b>
	Oman	655.82	11.72	0.33	995.86	36.29	1.09	51.85	209.64	230.30	0.39	0.38
	Yemen	98.56	1.31	0.04	600.46	14.22	0.43	509.23	985.50	975.00	0.24	0.15
	<u>Others</u>	0.00	0.00	0.00	0.00	0.00	0.00	0.00	0.00	0.00	0.00	0.00
3	<b>U.S.A.</b>	<b>26,813.40</b>	<b>1,105.91</b>	<b>31.71</b>	<b>23,764.22</b>	<b>879.97</b>	<b>26.46</b>	<b>-11.37</b>	<b>-20.43</b>	<b>-16.56</b>	<b>9.37</b>	<b>9.26</b>
4	<b>Chile</b>	<b>2,127.86</b>	<b>389.51</b>	<b>11.20</b>	<b>2,422.22</b>	<b>453.24</b>	<b>13.65</b>	<b>13.83</b>	<b>16.36</b>	<b>21.88</b>	<b>0.96</b>	<b>4.77</b>
5	<b>EU ( 27 )</b>	<b>2,056.14</b>	<b>158.94</b>	<b>4.54</b>	<b>7,313.86</b>	<b>386.62</b>	<b>11.68</b>	<b>255.71</b>	<b>143.25</b>	<b>157.27</b>	<b>2.88</b>	<b>4.07</b>
	Denmark	190.11	26.59	0.76	355.39	41.58	1.25	86.94	56.37	64.47	0.14	0.44
	Netherlands	221.23	15.56	0.45	2,537.96	67.91	2.05	1,047.20	336.44	355.56	1.00	0.71
	Spain	0.03	0.02	0.00	4,075.93	193.29	5.85	13,586,333.33	966,350.00	0.00	1.61	2.03
	United Kingdom	51.37	6.06	0.17	51.47	8.53	0.26	0.19	40.76	52.94	0.02	0.09
	<u>Others</u>	1,593.40	110.71	3.16	293.11	75.31	2.27	-81.60	-31.98	-28.16	0.12	0.79
6	<b>Australia</b>	<b>233.29</b>	<b>29.93</b>	<b>0.86</b>	<b>141.19</b>	<b>22.78</b>	<b>0.69</b>	<b>-39.48</b>	<b>-23.89</b>	<b>-19.77</b>	<b>0.06</b>	<b>0.24</b>
7	<b>New Zealand</b>	<b>361.72</b>	<b>21.92</b>	<b>0.63</b>	<b>2,886.71</b>	<b>106.74</b>	<b>3.22</b>	<b>698.05</b>	<b>386.95</b>	<b>411.11</b>	<b>1.14</b>	<b>1.12</b>
8	<b>Marshall Islands</b>	<b>0.00</b>	<b>0.00</b>	<b>0.00</b>	<b>7,273.00</b>	<b>247.82</b>	<b>7.45</b>	<b>0.00</b>	<b>0.00</b>	<b>0.00</b>	<b>2.87</b>	<b>2.61</b>
9	<b>Micronesia</b>	<b>1,330.00</b>	<b>49.13</b>	<b>1.41</b>	<b>1,892.00</b>	<b>59.69</b>	<b>1.80</b>	<b>42.26</b>	<b>21.49</b>	<b>27.66</b>	<b>0.75</b>	<b>0.63</b>
10	<b>Papua New Guinea</b>	<b>5,683.33</b>	<b>232.19</b>	<b>6.66</b>	<b>399.00</b>	<b>25.22</b>	<b>0.76</b>	<b>-92.98</b>	<b>-89.14</b>	<b>-88.59</b>	<b>0.16</b>	<b>0.27</b>
11	<b>Solomon Islands</b>	<b>965.18</b>	<b>42.05</b>	<b>1.21</b>	<b>2,985.00</b>	<b>97.68</b>	<b>2.93</b>	<b>209.27</b>	<b>132.29</b>	<b>142.15</b>	<b>1.18</b>	<b>1.03</b>
12	<b>Vanuatu</b>	<b>13,920.00</b>	<b>520.11</b>	<b>14.91</b>	<b>18,805.52</b>	<b>651.44</b>	<b>19.59</b>	<b>35.10</b>	<b>25.25</b>	<b>31.39</b>	<b>7.41</b>	<b>6.86</b>
13	<b>Norway</b>	<b>2,148.50</b>	<b>363.03</b>	<b>10.44</b>	<b>2,866.58</b>	<b>463.38</b>	<b>13.92</b>	<b>33.42</b>	<b>27.64</b>	<b>33.33</b>	<b>1.13</b>	<b>4.88</b>
14	<b>Russian Federation</b>	<b>449.93</b>	<b>68.03</b>	<b>1.96</b>	<b>358.89</b>	<b>55.55</b>	<b>1.67</b>	<b>-20.23</b>	<b>-18.34</b>	<b>-14.80</b>	<b>0.14</b>	<b>0.58</b>
15	<b>Faeroe Islands</b>	<b>43.01</b>	<b>7.41</b>	<b>0.21</b>	<b>175.99</b>	<b>40.59</b>	<b>1.22</b>	<b>309.18</b>	<b>447.77</b>	<b>480.95</b>	<b>0.07</b>	<b>0.43</b>
16	<b>South Africa</b>	<b>108.80</b>	<b>10.46</b>	<b>0.30</b>	<b>74.45</b>	<b>6.21</b>	<b>0.19</b>	<b>-31.57</b>	<b>-40.63</b>	<b>-36.67</b>	<b>0.03</b>	<b>0.07</b>
	<b>Others</b>	<b>9,607.37</b>	<b>423.63</b>	<b>12.17</b>	<b>8,659.89</b>	<b>552.00</b>	<b>16.58</b>	<b>-9.86</b>	<b>30.30</b>	<b>36.24</b>	<b>3.41</b>	<b>5.81</b>
	<b>Total</b>	<b>224,633.74</b>	<b>8,423.83</b>	<b>241.66</b>	<b>253,623.19</b>	<b>9,501.74</b>	<b>285.88</b>	<b>12.91</b>	<b>12.80</b>	<b>18.30</b>	<b>100.00</b>	<b>100.00</b>

Source : Information and Communication Technology Center With Cooperation of The Customs Department

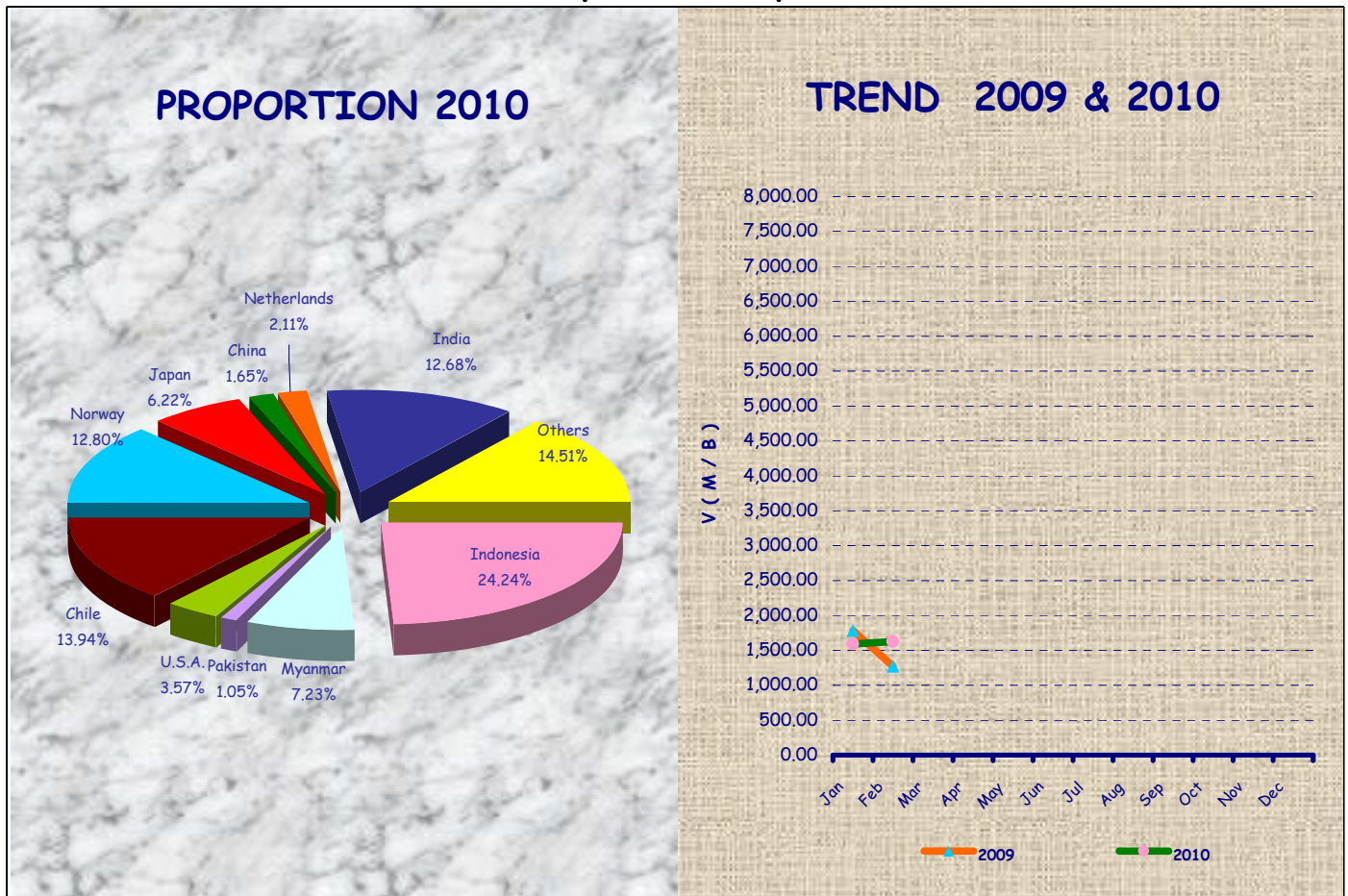
Information Center

Note : Preliminary Data

Thai Frozen Foods Association

# IMPORT FISH OF THAILAND

January - February 2010



## 0302 / 0303 : ปลาสดแช่เย็นแช่แข็ง

NO.	COUNTRY	V ( M / B )		GROWTH RATE %	PROPORTION %
		2009	2010	2010	2010
1	Indonesia	452.99	780.35	72.27	24.24
2	Myanmar	441.40	232.84	-47.25	7.23
3	Pakistan	329.79	33.68	-89.79	1.05
4	U.S.A.	186.82	114.93	-38.48	3.57
5	Chile	373.32	448.83	20.23	13.94
6	Norway	270.11	412.13	52.58	12.80
7	Japan	280.13	200.14	-28.55	6.22
8	China	138.22	53.18	-61.53	1.65
9	Netherlands	15.56	67.91	336.44	2.11
10	India	82.94	408.22	392.19	12.68
<b>Total 10 Country</b>		<b>2,571.28</b>	<b>2,752.21</b>	<b>7.04</b>	<b>85.49</b>
<b>OTHERS</b>		<b>486.48</b>	<b>467.19</b>	<b>-3.97</b>	<b>14.51</b>
<b>TOTAL</b>		<b>3,057.76</b>	<b>3,219.40</b>	<b>5.29</b>	<b>100.00</b>

Source : Information and Communication Technology Center with Cooperation of The Customs Department

Information Center

Note : Preliminary Data

Thai Frozen Foods Association

# Import Fresh, Chilled, Frozen Fish of Thailand

0302 / 0303 : ปลาสดแช่เย็นแช่แข็ง

Quantity : Ton  
Value : Million Baht  
Value : Million US.\$

NO.	COUNTRY	Jan - Feb 2009			Jan - Feb 2010			Growth Rate %			Proportion %	
		Q	V (M/B)	V (M/US.\$)	Q	V (M/B)	V (M/US.\$)	Jan - Feb 2010			Jan - Feb 2010	
								Q	V (M/B)	V (M/US.\$)	Q	V (M/B)
1	<b>Asia</b>	<b>78,752.02</b>	<b>1,808.95</b>	<b>51.88</b>	<b>79,975.22</b>	<b>1,815.62</b>	<b>54.66</b>	<b>1.55</b>	<b>0.37</b>	<b>5.36</b>	<b>85.71</b>	<b>56.40</b>
	China	4,365.38	138.22	3.97	1,607.49	53.18	1.60	-63.18	-61.53	-59.70	1.72	1.65
	India	2,625.69	82.94	2.39	12,847.35	408.22	12.28	389.29	392.19	413.81	13.77	12.68
	Indonesia	23,529.00	452.99	12.98	41,707.46	780.35	23.49	77.26	72.27	80.97	44.70	24.24
	Japan	7,265.23	280.13	8.03	3,976.28	200.14	6.03	-45.27	-28.55	-24.91	4.26	6.22
	Myanmar	29,890.02	441.40	12.65	16,652.53	232.84	7.01	-44.29	-47.25	-44.58	17.85	7.23
	Maldives	0.00	0.00	0.00	0.00	0.00	0.00	0.00	0.00	0.00	0.00	0.00
	Pakistan	7,960.26	329.79	9.46	846.96	33.68	1.02	-89.36	-89.79	-89.22	0.91	1.05
	Philippines	21.88	2.68	0.08	10.23	1.19	0.04	-53.24	-55.60	-50.00	0.01	0.04
	S. Korea	1,379.16	31.04	0.89	7.82	0.53	0.02	-99.43	-98.29	-97.75	0.01	0.02
	Taiwan	914.37	24.50	0.70	600.43	16.28	0.49	-34.33	-33.55	-30.00	0.64	0.51
	Malaysia	386.48	7.47	0.21	331.16	8.36	0.25	-14.31	11.91	19.05	0.35	0.26
	Singapore	55.13	5.80	0.17	251.97	44.35	1.34	357.05	664.66	688.24	0.27	1.38
	Vietnam	66.11	6.48	0.19	64.22	4.48	0.13	-2.86	-30.86	-31.58	0.07	0.14
	<u>Others</u>	293.31	5.51	0.16	1,071.32	32.02	0.96	265.25	481.13	500.00	1.15	0.99
2	<b>Middle East</b>	<b>754.38</b>	<b>13.03</b>	<b>0.37</b>	<b>1,596.32</b>	<b>50.51</b>	<b>1.52</b>	<b>111.61</b>	<b>287.64</b>	<b>310.81</b>	<b>1.71</b>	<b>1.57</b>
	Oman	655.82	11.72	0.33	995.86	36.29	1.09	51.85	209.64	230.30	1.07	1.13
	Yemen	98.56	1.31	0.04	600.46	14.22	0.43	509.23	985.50	975.00	0.64	0.44
	<u>Others</u>	0.00	0.00	0.00	0.00	0.00	0.00	0.00	0.00	0.00	0.00	0.00
3	<b>U.S.A.</b>	<b>3,521.34</b>	<b>186.82</b>	<b>5.35</b>	<b>1,262.98</b>	<b>114.93</b>	<b>3.46</b>	<b>-64.13</b>	<b>-38.48</b>	<b>-35.33</b>	<b>1.35</b>	<b>3.57</b>
4	<b>Chile</b>	<b>2,050.06</b>	<b>373.32</b>	<b>10.74</b>	<b>2,392.69</b>	<b>448.83</b>	<b>13.52</b>	<b>16.71</b>	<b>20.23</b>	<b>25.88</b>	<b>2.56</b>	<b>13.94</b>
5	<b>EU ( 27 )</b>	<b>634.08</b>	<b>87.42</b>	<b>2.50</b>	<b>3,138.40</b>	<b>171.47</b>	<b>5.17</b>	<b>394.95</b>	<b>96.15</b>	<b>106.80</b>	<b>3.36</b>	<b>5.33</b>
	Denmark	190.11	26.59	0.76	334.31	37.06	1.11	75.85	39.38	46.05	0.36	1.15
	Netherlands	221.23	15.56	0.45	2,537.96	67.91	2.05	1,047.20	336.44	355.56	2.72	2.11
	Spain	0.03	0.02	0.00	0.10	0.05	0.00	233.33	150.00	0.00	0.00	0.00
	United Kingdom	51.20	5.97	0.17	51.47	8.53	0.26	0.53	42.88	52.94	0.06	0.26
	<u>Others</u>	171.51	39.28	1.12	214.56	57.92	1.75	25.10	47.45	56.25	0.23	1.80
6	<b>Australia</b>	<b>179.51</b>	<b>24.78</b>	<b>0.71</b>	<b>117.76</b>	<b>18.82</b>	<b>0.57</b>	<b>-34.40</b>	<b>-24.05</b>	<b>-19.72</b>	<b>0.13</b>	<b>0.58</b>
7	<b>New Zealand</b>	<b>74.60</b>	<b>8.41</b>	<b>0.24</b>	<b>49.25</b>	<b>6.34</b>	<b>0.19</b>	<b>-33.98</b>	<b>-24.61</b>	<b>-20.83</b>	<b>0.05</b>	<b>0.20</b>
8	<b>Marshall Islands</b>	<b>0.00</b>	<b>0.00</b>	<b>0.00</b>	<b>0.00</b>	<b>0.00</b>	<b>0.00</b>	<b>0.00</b>	<b>0.00</b>	<b>0.00</b>	<b>0.00</b>	<b>0.00</b>
9	<b>Micronesia</b>	<b>0.00</b>	<b>0.00</b>	<b>0.00</b>	<b>0.00</b>	<b>0.00</b>	<b>0.00</b>	<b>0.00</b>	<b>0.00</b>	<b>0.00</b>	<b>0.00</b>	<b>0.00</b>
10	<b>Papua New Guinea</b>	<b>0.00</b>	<b>0.00</b>	<b>0.00</b>	<b>0.00</b>	<b>0.00</b>	<b>0.00</b>	<b>0.00</b>	<b>0.00</b>	<b>0.00</b>	<b>0.00</b>	<b>0.00</b>
11	<b>Solomon Islands</b>	<b>0.00</b>	<b>0.00</b>	<b>0.00</b>	<b>0.00</b>	<b>0.00</b>	<b>0.00</b>	<b>0.00</b>	<b>0.00</b>	<b>0.00</b>	<b>0.00</b>	<b>0.00</b>
12	<b>Vanuatu</b>	<b>0.00</b>	<b>0.00</b>	<b>0.00</b>	<b>0.00</b>	<b>0.00</b>	<b>0.00</b>	<b>0.00</b>	<b>0.00</b>	<b>0.00</b>	<b>0.00</b>	<b>0.00</b>
13	<b>Norway</b>	<b>1,760.74</b>	<b>270.11</b>	<b>7.77</b>	<b>2,619.23</b>	<b>412.13</b>	<b>12.38</b>	<b>48.76</b>	<b>52.58</b>	<b>59.33</b>	<b>2.81</b>	<b>12.80</b>
14	<b>Russian Federation</b>	<b>449.93</b>	<b>68.03</b>	<b>1.96</b>	<b>337.99</b>	<b>51.26</b>	<b>1.54</b>	<b>-24.88</b>	<b>-24.65</b>	<b>-21.43</b>	<b>0.36</b>	<b>1.59</b>
15	<b>Faeroe Islands</b>	<b>43.01</b>	<b>7.41</b>	<b>0.21</b>	<b>175.99</b>	<b>40.59</b>	<b>1.22</b>	<b>309.18</b>	<b>447.77</b>	<b>480.95</b>	<b>0.19</b>	<b>1.26</b>
16	<b>South Africa</b>	<b>0.00</b>	<b>0.00</b>	<b>0.00</b>	<b>0.00</b>	<b>0.00</b>	<b>0.00</b>	<b>0.00</b>	<b>0.00</b>	<b>0.00</b>	<b>0.00</b>	<b>0.00</b>
	<b>Others</b>	<b>6,782.50</b>	<b>209.48</b>	<b>6.03</b>	<b>1,643.70</b>	<b>88.90</b>	<b>2.68</b>	<b>-75.77</b>	<b>-57.56</b>	<b>-55.56</b>	<b>1.76</b>	<b>2.76</b>
	<b>Total</b>	<b>95,002.17</b>	<b>3,057.76</b>	<b>87.76</b>	<b>93,309.53</b>	<b>3,219.40</b>	<b>96.91</b>	<b>-1.78</b>	<b>5.29</b>	<b>10.43</b>	<b>100.00</b>	<b>100.00</b>

Source : Information and Communication Technology Center With Cooperation of The Customs Department

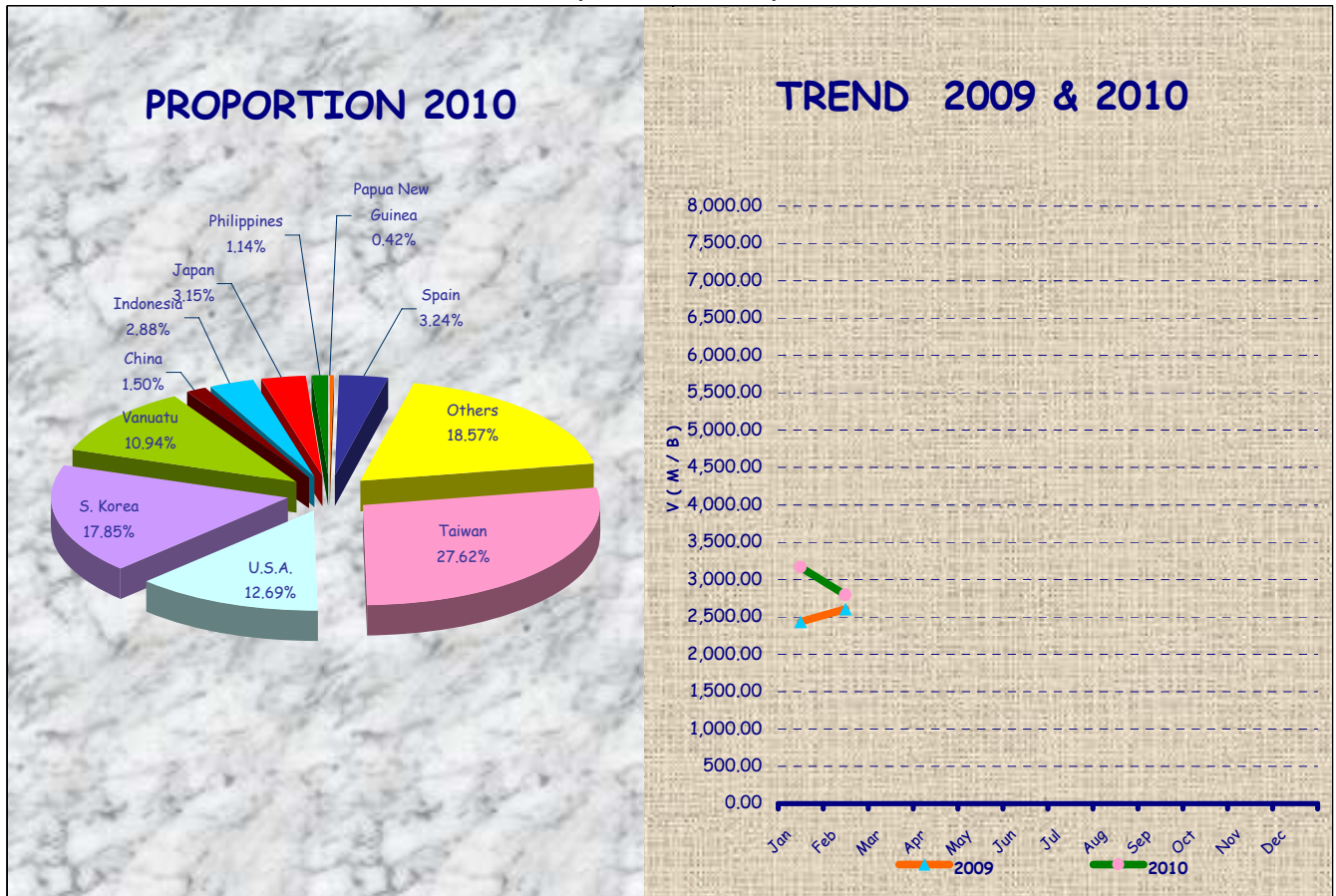
Information Center

Note : Preliminary Data

Thai Frozen Foods Association

# IMPORT TUNA OF THAILAND

January - February 2009



0302 / 0303 : ปลาทูน่าสดแช่เย็นแช่แข็ง

NO.	COUNTRY	V ( M / B )		GROWTH RATE %	PROPORTION %
		2009	2010	2010	2010
1	Taiwan	1,318.00	1,645.05	24.81	27.62
2	U.S.A.	919.09	756.09	-17.73	12.69
3	S. Korea	429.44	1,063.04	147.54	17.85
4	Vanuatu	520.11	651.44	25.25	10.94
5	China	325.52	89.31	-72.56	1.50
6	Indonesia	191.95	171.68	-10.56	2.88
7	Japan	252.12	187.37	-25.68	3.15
8	Philippines	316.31	67.75	-78.58	1.14
9	Papua New Guinea	232.19	25.22	-89.14	0.42
10	Spain	0.00	193.24	0.00	3.24
<b>Total 10 Country</b>		<b>4,504.73</b>	<b>4,850.19</b>	<b>7.67</b>	<b>81.43</b>
<b>OTHERS</b>		<b>534.44</b>	<b>1,106.33</b>	<b>107.01</b>	<b>18.57</b>
<b>TOTAL</b>		<b>5,039.17</b>	<b>5,956.52</b>	<b>18.20</b>	<b>100.00</b>

Source : Information and Communication Technology Center with Cooperation of The Customs Department

Information Center

Note : Preliminary Data

Thai Frozen Foods Association

# Import Fresh, Chilled, Frozen Tuna of Thailand

0302 / 0303 : ปลาทูน่าสดแช่เย็นแช่แข็ง

Quantity : Ton  
Value : Million Baht  
Value : Million US.\$

NO.	COUNTRY	Jan - Feb 2009			Jan - Feb 2010			Growth Rate %			Proportion %	
		Q	V (M/B)	V (M/US.\$)	Q	V (M/B)	V (M/US.\$)	Jan - Feb 2010			Jan - Feb 2010	
								Q	V (M/B)	V (M/US.\$)	Q	V (M/B)
1	<b>Asia</b>	<b>77,374.94</b>	<b>2,983.28</b>	<b>85.56</b>	<b>89,501.04</b>	<b>3,356.22</b>	<b>100.96</b>	<b>15.67</b>	<b>12.50</b>	<b>18.00</b>	<b>56.91</b>	<b>56.35</b>
	China	8,894.30	325.52	9.32	2,433.52	89.31	2.69	-72.64	-72.56	-71.14	1.55	1.50
	India	138.00	4.77	0.14	52.02	1.54	0.05	-62.30	0.00	0.00	0.03	0.03
	Indonesia	5,095.08	191.95	5.50	4,218.94	171.68	5.15	-17.20	-10.56	-6.36	2.68	2.88
	Japan	7,786.67	252.12	7.24	3,770.04	187.37	5.64	-51.58	-25.68	-22.10	2.40	3.15
	Myanmar	0.00	0.00	0.00	0.00	0.00	0.00	0.00	0.00	0.00	0.00	0.00
	Maldives	0.00	0.00	0.00	0.00	0.00	0.00	0.00	0.00	0.00	0.00	0.00
	Pakistan	0.78	0.01	0.00	0.00	0.00	0.00	-100.00	0.00	0.00	0.00	0.00
	Philippines	7,615.56	316.31	9.04	1,440.80	67.75	2.04	-81.08	-78.58	-77.43	0.92	1.14
	S. Korea	11,517.40	429.44	12.26	31,494.61	1,063.04	31.96	173.45	147.54	160.69	20.03	17.85
	Taiwan	31,939.30	1,318.00	37.88	42,361.90	1,645.05	49.52	32.63	24.81	30.73	26.94	27.62
	Malaysia	149.61	11.06	0.32	151.41	7.73	0.23	1.20	-30.11	-28.13	0.10	0.13
	Singapore	50.93	4.93	0.14	173.48	15.11	0.45	240.62	206.49	221.43	0.11	0.25
	Vietnam	0.00	0.00	0.00	282.20	9.11	0.27	0.00	0.00	0.00	0.18	0.15
	<u>Others</u>	4,187.31	129.17	3.72	3,122.12	98.53	2.96	0.00	0.00	0.00	1.99	1.65
2	<b>Middle East</b>	<b>0.00</b>	<b>0.00</b>	<b>0.00</b>	<b>0.00</b>	<b>0.00</b>	<b>0.00</b>	<b>0.00</b>	<b>0.00</b>	<b>0.00</b>	<b>0.00</b>	<b>0.00</b>
	Oman	0.00	0.00	0.00	0.00	0.00	0.00	0.00	0.00	0.00	0.00	0.00
	Yemen	0.00	0.00	0.00	0.00	0.00	0.00	0.00	0.00	0.00	0.00	0.00
	<u>Others</u>	0.00	0.00	0.00	0.00	0.00	0.00	0.00	0.00	0.00	0.00	0.00
3	<b>U.S.A.</b>	<b>23,292.06</b>	<b>919.09</b>	<b>26.36</b>	<b>22,406.12</b>	<b>756.09</b>	<b>22.73</b>	<b>-3.80</b>	<b>-17.73</b>	<b>-13.77</b>	<b>14.25</b>	<b>12.69</b>
4	<b>Chile</b>	<b>0.00</b>	<b>0.00</b>	<b>0.00</b>	<b>0.00</b>	<b>0.00</b>	<b>0.00</b>	<b>0.00</b>	<b>0.00</b>	<b>0.00</b>	<b>0.00</b>	<b>0.00</b>
5	<b>EU ( 27 )</b>	<b>1,358.38</b>	<b>56.21</b>	<b>1.60</b>	<b>4,090.29</b>	<b>194.45</b>	<b>5.89</b>	<b>201.12</b>	<b>245.93</b>	<b>268.13</b>	<b>2.60</b>	<b>3.26</b>
	Denmark	0.00	0.00	0.00	0.00	0.00	0.00	0.00	0.00	0.00	0.00	0.00
	Netherlands	0.00	0.00	0.00	0.00	0.00	0.00	0.00	0.00	0.00	0.00	0.00
	Spain	0.00	0.00	0.00	4,075.83	193.24	5.85	0.00	0.00	0.00	2.59	3.24
	United Kingdom	0.00	0.00	0.00	0.00	0.00	0.00	0.00	0.00	0.00	0.00	0.00
	<u>Others</u>	1,358.38	56.21	1.60	14.46	1.21	0.04	-98.94	-97.85	-97.50	0.01	0.02
6	<b>Australia</b>	<b>53.31</b>	<b>4.95</b>	<b>0.14</b>	<b>16.96</b>	<b>1.51</b>	<b>0.05</b>	<b>-68.19</b>	<b>-69.49</b>	<b>-64.29</b>	<b>0.01</b>	<b>0.03</b>
7	<b>New Zealand</b>	<b>287.12</b>	<b>13.51</b>	<b>0.39</b>	<b>2,837.46</b>	<b>100.40</b>	<b>3.03</b>	<b>888.25</b>	<b>643.15</b>	<b>676.92</b>	<b>1.80</b>	<b>1.69</b>
8	<b>Marshall Islands</b>	<b>0.00</b>	<b>0.00</b>	<b>0.00</b>	<b>7,273.00</b>	<b>247.82</b>	<b>7.45</b>	<b>0.00</b>	<b>0.00</b>	<b>0.00</b>	<b>4.62</b>	<b>4.16</b>
9	<b>Micronesia</b>	<b>1,330.00</b>	<b>49.13</b>	<b>1.41</b>	<b>1,892.00</b>	<b>59.69</b>	<b>1.80</b>	<b>42.26</b>	<b>21.49</b>	<b>27.66</b>	<b>1.20</b>	<b>1.00</b>
10	<b>Papua New Guinea</b>	<b>5,683.33</b>	<b>232.19</b>	<b>6.66</b>	<b>399.00</b>	<b>25.22</b>	<b>0.76</b>	<b>-92.98</b>	<b>-89.14</b>	<b>-88.59</b>	<b>0.25</b>	<b>0.42</b>
11	<b>Solomon Islands</b>	<b>965.18</b>	<b>42.05</b>	<b>1.21</b>	<b>2,985.00</b>	<b>97.68</b>	<b>2.93</b>	<b>209.27</b>	<b>132.29</b>	<b>142.15</b>	<b>1.90</b>	<b>1.64</b>
12	<b>Vanuatu</b>	<b>13,920.00</b>	<b>520.11</b>	<b>14.91</b>	<b>18,805.52</b>	<b>651.44</b>	<b>19.59</b>	<b>35.10</b>	<b>25.25</b>	<b>31.39</b>	<b>11.96</b>	<b>10.94</b>
13	<b>Norway</b>	<b>0.00</b>	<b>0.00</b>	<b>0.00</b>	<b>0.00</b>	<b>0.00</b>	<b>0.00</b>	<b>0.00</b>	<b>0.00</b>	<b>0.00</b>	<b>0.00</b>	<b>0.00</b>
14	<b>Russian Federation</b>	<b>0.00</b>	<b>0.00</b>	<b>0.00</b>	<b>0.00</b>	<b>0.00</b>	<b>0.00</b>	<b>0.00</b>	<b>0.00</b>	<b>0.00</b>	<b>0.00</b>	<b>0.00</b>
15	<b>Faeroe Islands</b>	<b>0.00</b>	<b>0.00</b>	<b>0.00</b>	<b>0.00</b>	<b>0.00</b>	<b>0.00</b>	<b>0.00</b>	<b>0.00</b>	<b>0.00</b>	<b>0.00</b>	<b>0.00</b>
16	<b>South Africa</b>	<b>108.80</b>	<b>10.46</b>	<b>0.30</b>	<b>74.45</b>	<b>6.21</b>	<b>0.19</b>	<b>-31.57</b>	<b>-40.63</b>	<b>-36.67</b>	<b>0.05</b>	<b>0.10</b>
	<b>Others</b>	<b>2,751.70</b>	<b>208.19</b>	<b>5.97</b>	<b>6,987.44</b>	<b>459.79</b>	<b>13.80</b>	<b>153.93</b>	<b>120.85</b>	<b>131.16</b>	<b>4.44</b>	<b>7.72</b>
	<b>Total</b>	<b>127,124.82</b>	<b>5,039.17</b>	<b>144.51</b>	<b>157,268.28</b>	<b>5,956.52</b>	<b>179.18</b>	<b>23.71</b>	<b>18.20</b>	<b>23.99</b>	<b>100.00</b>	<b>100.00</b>

Source : Information and Communication Technology Center With Cooperation of The Customs Department

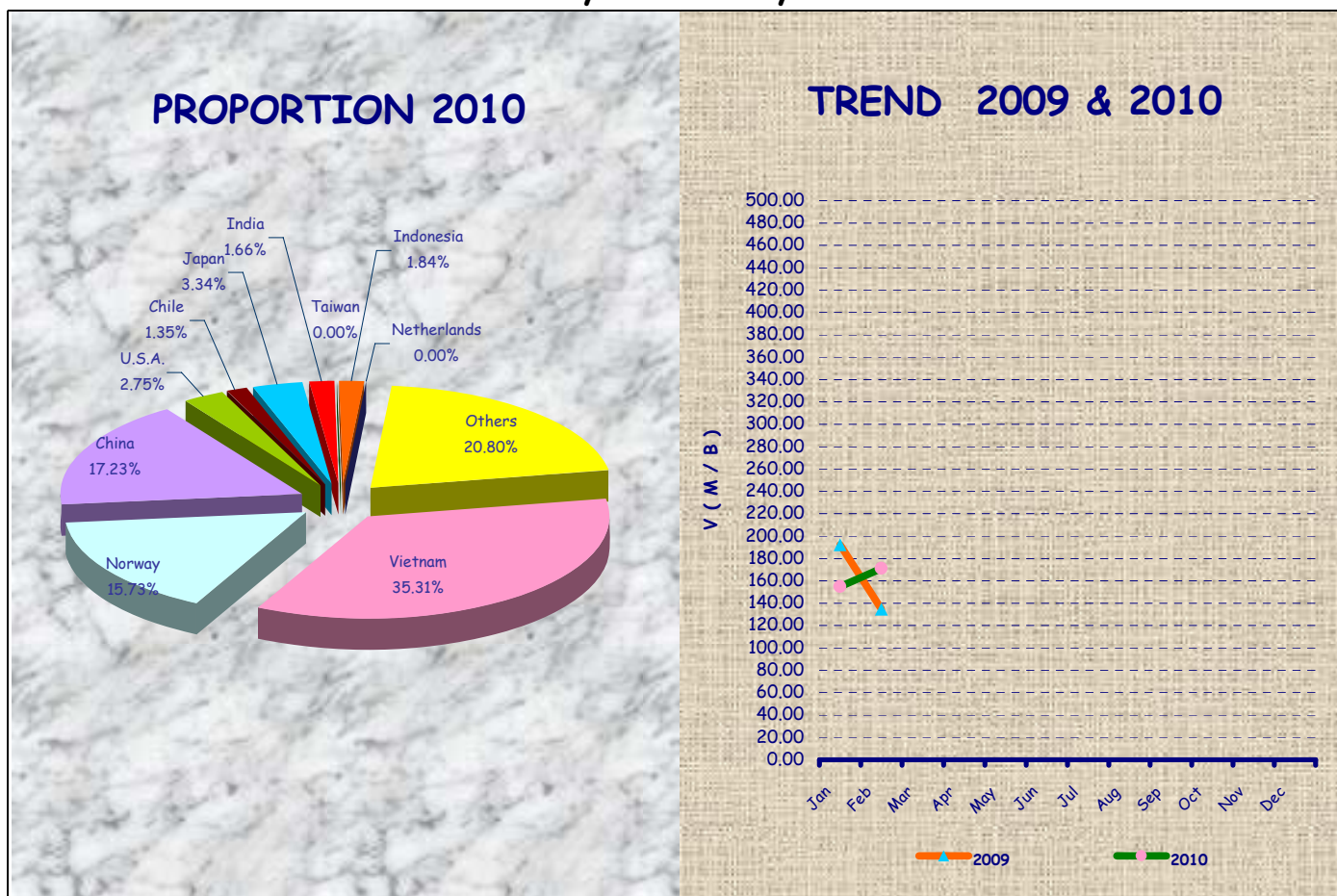
Information Center

Note : Preliminary Data

Thai Frozen Foods Association

# IMPORT FISH FILLETS OF THAILAND

January - February 2010



0304 & 03049900008 : เนื้อปลาสดแช่เย็นแช่แข็ง & เนื้อปลาสุก

NO.	COUNTRY	V ( M / B )		GROWTH RATE %	PROPORTION %
		2009	2010	2010	2010
1	Vietnam	134.08	115.04	-14.20	35.31
2	Norway	92.92	51.25	-44.85	15.73
3	China	28.71	56.14	95.54	17.23
4	U.S.A.	0.00	8.95	0.00	2.75
5	Chile	16.19	4.41	-72.76	1.35
6	Japan	13.76	10.87	-21.00	3.34
7	India	4.52	5.42	19.91	1.66
8	Taiwan	8.90	0.00	-100.00	0.00
9	Indonesia	0.67	5.98	792.54	1.84
10	Netherlands	0.00	0.00	0.00	0.00
<b>Total 10 Country</b>		<b>299.75</b>	<b>258.06</b>	<b>-13.91</b>	<b>79.20</b>
<b>OTHERS</b>		<b>27.15</b>	<b>67.76</b>	<b>149.58</b>	<b>20.80</b>
<b>TOTAL</b>		<b>326.90</b>	<b>325.82</b>	<b>-0.33</b>	<b>100.00</b>

Source : Information and Communication Technology Center with Cooperation of The Customs Department

Information Center

Note : Preliminary Data

Thai Frozen Foods Association

# Import Fresh, Chilled, Frozen Fish Fillets and Surimi of Thailand

0304 & 03049900008 : เนื้อปลาสดแช่เย็นแช่แข็ง & เนื้อปลาซูริมิ

Quantity : Ton  
Value : Million Baht  
Value : Million U.S.\$

NO.	COUNTRY	Jan 2009			Jan 2010			Growth Rate %			Proportion %	
		Q	V (M/B)	V (M/US.\$)	Q	V (M/B)	V (M/US.\$)	Jan 2010			Jan 2010	
								Q	V (M/B)	V (M/US.\$)	Q	V (M/B)
1	<b>Asia</b>	<b>1,903.87</b>	<b>196.32</b>	<b>5.64</b>	<b>2,532.09</b>	<b>230.44</b>	<b>6.93</b>	<b>33.00</b>	<b>17.38</b>	<b>22.87</b>	<b>83.15</b>	<b>70.73</b>
	China	281.48	28.71	0.83	602.27	56.14	1.69	113.97	95.54	103.61	19.78	17.23
	India	27.98	4.52	0.13	46.02	5.42	0.16	64.47	19.91	23.08	1.51	1.66
	Indonesia	9.44	0.67	0.02	79.31	5.98	0.18	740.15	792.54	800.00	2.60	1.84
	Japan	113.52	13.76	0.40	72.27	10.87	0.33	-36.34	-21.00	-17.50	2.37	3.34
	Myanmar	0.00	0.00	0.00	0.00	0.00	0.00	0.00	0.00	0.00	0.00	0.00
	Maldives	0.00	0.00	0.00	0.00	0.00	0.00	0.00	0.00	0.00	0.00	0.00
	Pakistan	0.00	0.00	0.00	0.00	0.00	0.00	0.00	0.00	0.00	0.00	0.00
	Philippines	8.08	1.53	0.04	8.89	1.80	0.05	10.02	17.65	25.00	0.29	0.55
	S. Korea	0.00	0.00	0.00	0.04	0.01	0.00	0.00	0.00	0.00	0.00	0.00
	Taiwan	58.25	8.90	0.25	0.00	0.00	0.00	-100.00	-100.00	-100.00	0.00	0.00
	Malaysia	19.82	4.04	0.12	292.37	25.09	0.76	1,375.13	521.04	533.33	9.60	7.70
	Singapore	0.39	0.11	0.00	48.71	6.63	0.20	12,389.74	5,927.27	0.00	1.60	2.03
	Vietnam	1,384.91	134.08	3.85	1,364.15	115.04	3.46	-1.50	-14.20	-10.13	44.79	35.31
	<u>Others</u>	0.00	0.00	0.00	18.06	3.46	0.10	0.00	0.00	0.00	0.59	1.06
2	<b>Middle East</b>	<b>0.00</b>	<b>0.00</b>	<b>0.00</b>	<b>0.00</b>	<b>0.00</b>	<b>0.00</b>	<b>0.00</b>	<b>0.00</b>	<b>0.00</b>	<b>0.00</b>	<b>0.00</b>
	Oman	0.00	0.00	0.00	0.00	0.00	0.00	0.00	0.00	0.00	0.00	0.00
	Yemen	0.00	0.00	0.00	0.00	0.00	0.00	0.00	0.00	0.00	0.00	0.00
	<u>Others</u>	0.00	0.00	0.00	0.00	0.00	0.00	0.00	0.00	0.00	0.00	0.00
3	<b>U.S.A.</b>	<b>0.00</b>	<b>0.00</b>	<b>0.00</b>	<b>95.12</b>	<b>8.95</b>	<b>0.27</b>	<b>0.00</b>	<b>0.00</b>	<b>0.00</b>	<b>3.12</b>	<b>2.75</b>
4	<b>Chile</b>	<b>77.80</b>	<b>16.19</b>	<b>0.46</b>	<b>29.53</b>	<b>4.41</b>	<b>0.13</b>	<b>0.00</b>	<b>0.00</b>	<b>0.00</b>	<b>0.97</b>	<b>1.35</b>
5	<b>EU ( 27 )</b>	<b>63.68</b>	<b>15.31</b>	<b>0.44</b>	<b>85.17</b>	<b>20.70</b>	<b>0.62</b>	<b>33.75</b>	<b>35.21</b>	<b>40.91</b>	<b>2.80</b>	<b>6.35</b>
	Denmark	0.00	0.00	0.00	21.08	4.52	0.14	0.00	0.00	0.00	0.69	1.39
	Netherlands	0.00	0.00	0.00	0.00	0.00	0.00	0.00	0.00	0.00	0.00	0.00
	Spain	0.00	0.00	0.00	0.00	0.00	0.00	0.00	0.00	0.00	0.00	0.00
	United Kingdom	0.17	0.09	0.00	0.00	0.00	0.00	0.00	0.00	0.00	0.00	0.00
	<u>Others</u>	63.51	15.22	0.44	64.09	16.18	0.48	0.91	6.31	9.09	2.10	4.97
6	<b>Australia</b>	<b>0.47</b>	<b>0.20</b>	<b>0.01</b>	<b>6.47</b>	<b>2.45</b>	<b>0.07</b>	<b>1,276.60</b>	<b>1,125.00</b>	<b>0.00</b>	<b>0.21</b>	<b>0.75</b>
7	<b>New Zealand</b>	<b>0.00</b>	<b>0.00</b>	<b>0.00</b>	<b>0.00</b>	<b>0.00</b>	<b>0.00</b>	<b>0.00</b>	<b>0.00</b>	<b>0.00</b>	<b>0.00</b>	<b>0.00</b>
8	<b>Marshall Islands</b>	<b>0.00</b>	<b>0.00</b>	<b>0.00</b>	<b>0.00</b>	<b>0.00</b>	<b>0.00</b>	<b>0.00</b>	<b>0.00</b>	<b>0.00</b>	<b>0.00</b>	<b>0.00</b>
9	<b>Micronesia</b>	<b>0.00</b>	<b>0.00</b>	<b>0.00</b>	<b>0.00</b>	<b>0.00</b>	<b>0.00</b>	<b>0.00</b>	<b>0.00</b>	<b>0.00</b>	<b>0.00</b>	<b>0.00</b>
10	<b>Papua New Guinea</b>	<b>0.00</b>	<b>0.00</b>	<b>0.00</b>	<b>0.00</b>	<b>0.00</b>	<b>0.00</b>	<b>0.00</b>	<b>0.00</b>	<b>0.00</b>	<b>0.00</b>	<b>0.00</b>
11	<b>Solomon Islands</b>	<b>0.00</b>	<b>0.00</b>	<b>0.00</b>	<b>0.00</b>	<b>0.00</b>	<b>0.00</b>	<b>0.00</b>	<b>0.00</b>	<b>0.00</b>	<b>0.00</b>	<b>0.00</b>
12	<b>Vanuatu</b>	<b>0.00</b>	<b>0.00</b>	<b>0.00</b>	<b>0.00</b>	<b>0.00</b>	<b>0.00</b>	<b>0.00</b>	<b>0.00</b>	<b>0.00</b>	<b>0.00</b>	<b>0.00</b>
13	<b>Norway</b>	<b>387.76</b>	<b>92.92</b>	<b>2.67</b>	<b>247.35</b>	<b>51.25</b>	<b>1.54</b>	<b>-36.21</b>	<b>-44.85</b>	<b>-42.32</b>	<b>8.12</b>	<b>15.73</b>
14	<b>Russian Federation</b>	<b>0.00</b>	<b>0.00</b>	<b>0.00</b>	<b>20.90</b>	<b>4.29</b>	<b>0.13</b>	<b>0.00</b>	<b>0.00</b>	<b>0.00</b>	<b>0.69</b>	<b>1.32</b>
15	<b>Faeroe Islands</b>	<b>0.00</b>	<b>0.00</b>	<b>0.00</b>	<b>0.00</b>	<b>0.00</b>	<b>0.00</b>	<b>0.00</b>	<b>0.00</b>	<b>0.00</b>	<b>0.00</b>	<b>0.00</b>
16	<b>South Africa</b>	<b>0.00</b>	<b>0.00</b>	<b>0.00</b>	<b>0.00</b>	<b>0.00</b>	<b>0.00</b>	<b>0.00</b>	<b>0.00</b>	<b>0.00</b>	<b>0.00</b>	<b>0.00</b>
	<b>Others</b>	<b>73.17</b>	<b>5.96</b>	<b>0.17</b>	<b>28.75</b>	<b>3.31</b>	<b>0.10</b>	<b>-60.71</b>	<b>-44.46</b>	<b>-41.18</b>	<b>0.94</b>	<b>1.02</b>
	<b>Total</b>	<b>2,506.75</b>	<b>326.90</b>	<b>9.39</b>	<b>3,045.38</b>	<b>325.82</b>	<b>9.79</b>	<b>21.49</b>	<b>-0.33</b>	<b>4.26</b>	<b>100.00</b>	<b>100.00</b>

Source : Information and Communication Technology Center With Cooperation of The Customs Department

Information Center

Note : Preliminary Data

Thai Frozen Foods Association

# Import Fresh, Chilled, Frozen Fish Fillets of Thailand

0304 : เนื้อปลาสดแช่เย็นแช่แข็ง

Quantity : Ton  
Value : Million Baht  
Value : Million US.\$

NO.	COUNTRY	Jan - Feb 2009			Jan - Feb 2010			Growth Rate %			Proportion %	
		Q	V (M/B)	V (M/US.\$)	Q	V (M/B)	V (M/US.\$)	Jan - Feb 2010			Jan - Feb 2010	
								Q	V (M/B)	V (M/US.\$)	Q	V (M/B)
1	<b>Asia</b>	<b>1,903.87</b>	<b>196.32</b>	<b>5.64</b>	<b>2,006.53</b>	<b>188.49</b>	<b>5.67</b>	<b>5.39</b>	<b>-3.99</b>	<b>0.53</b>	<b>79.63</b>	<b>66.40</b>
	China	281.48	28.71	0.83	602.27	56.14	1.69	113.97	95.54	103.61	23.90	19.78
	India	27.98	4.52	0.13	28.00	4.93	0.15	0.07	9.07	15.38	1.11	1.74
	Indonesia	9.44	0.67	0.02	79.31	5.98	0.18	740.15	792.54	800.00	3.15	2.11
	Japan	113.52	13.76	0.40	72.27	10.87	0.33	-36.34	-21.00	-17.50	2.87	3.83
	Myanmar	0.00	0.00	0.00	0.00	0.00	0.00	0.00	0.00	0.00	0.00	0.00
	Maldives	0.00	0.00	0.00	0.00	0.00	0.00	0.00	0.00	0.00	0.00	0.00
	Pakistan	0.00	0.00	0.00	0.00	0.00	0.00	0.00	0.00	0.00	0.00	0.00
	Philippines	8.08	1.53	0.04	8.89	1.80	0.05	10.02	17.65	25.00	0.35	0.63
	S. Korea	0.00	0.00	0.00	0.04	0.01	0.00	0.00	0.00	0.00	0.00	0.00
	Taiwan	58.25	8.90	0.25	0.00	0.00	0.00	-100.00	-100.00	-100.00	0.00	0.00
	Malaysia	19.82	4.04	0.12	292.37	25.09	0.76	1,375.13	521.04	533.33	11.60	8.84
	Singapore	0.39	0.11	0.00	48.71	6.63	0.20	12,389.74	5,927.27	0.00	1.93	2.34
	Vietnam	1,384.91	134.08	3.85	856.61	73.58	2.21	-38.15	-45.12	-42.60	33.99	25.92
	<u>Others</u>	0.00	0.00	0.00	18.06	3.46	0.10	0.00	0.00	0.00	0.72	1.22
2	<b>Middle East</b>	<b>0.00</b>	<b>0.00</b>	<b>0.00</b>	<b>0.00</b>	<b>0.00</b>	<b>0.00</b>	<b>0.00</b>	<b>0.00</b>	<b>0.00</b>	<b>0.00</b>	<b>0.00</b>
	Oman	0.00	0.00	0.00	0.00	0.00	0.00	0.00	0.00	0.00	0.00	0.00
	Yemen	0.00	0.00	0.00	0.00	0.00	0.00	0.00	0.00	0.00	0.00	0.00
	<u>Others</u>	0.00	0.00	0.00	0.00	0.00	0.00	0.00	0.00	0.00	0.00	0.00
3	<b>U.S.A.</b>	<b>0.00</b>	<b>0.00</b>	<b>0.00</b>	<b>95.12</b>	<b>8.95</b>	<b>0.27</b>	<b>0.00</b>	<b>0.00</b>	<b>0.00</b>	<b>3.77</b>	<b>3.15</b>
4	<b>Chile</b>	<b>77.80</b>	<b>16.19</b>	<b>0.46</b>	<b>29.53</b>	<b>4.41</b>	<b>0.13</b>	<b>-62.04</b>	<b>-72.76</b>	<b>-71.74</b>	<b>1.17</b>	<b>1.55</b>
5	<b>EU ( 27 )</b>	<b>63.68</b>	<b>15.31</b>	<b>0.44</b>	<b>85.17</b>	<b>20.70</b>	<b>0.62</b>	<b>33.75</b>	<b>35.21</b>	<b>40.91</b>	<b>3.38</b>	<b>7.29</b>
	Denmark	0.00	0.00	0.00	21.08	4.52	0.14	0.00	0.00	0.00	0.84	1.59
	Netherlands	0.00	0.00	0.00	0.00	0.00	0.00	0.00	0.00	0.00	0.00	0.00
	Spain	0.00	0.00	0.00	0.00	0.00	0.00	0.00	0.00	0.00	0.00	0.00
	United Kingdom	0.17	0.09	0.00	0.00	0.00	0.00	0.00	0.00	0.00	0.00	0.00
	<u>Others</u>	63.51	15.22	0.44	64.09	16.18	0.48	0.91	6.31	9.09	2.54	5.70
6	<b>Australia</b>	<b>0.47</b>	<b>0.20</b>	<b>0.01</b>	<b>6.47</b>	<b>2.45</b>	<b>0.07</b>	<b>1,276.60</b>	<b>1,125.00</b>	<b>0.00</b>	<b>0.26</b>	<b>0.86</b>
7	<b>New Zealand</b>	<b>0.00</b>	<b>0.00</b>	<b>0.00</b>	<b>0.00</b>	<b>0.00</b>	<b>0.00</b>	<b>0.00</b>	<b>0.00</b>	<b>0.00</b>	<b>0.00</b>	<b>0.00</b>
8	<b>Marshall Islands</b>	<b>0.00</b>	<b>0.00</b>	<b>0.00</b>	<b>0.00</b>	<b>0.00</b>	<b>0.00</b>	<b>0.00</b>	<b>0.00</b>	<b>0.00</b>	<b>0.00</b>	<b>0.00</b>
9	<b>Micronesia</b>	<b>0.00</b>	<b>0.00</b>	<b>0.00</b>	<b>0.00</b>	<b>0.00</b>	<b>0.00</b>	<b>0.00</b>	<b>0.00</b>	<b>0.00</b>	<b>0.00</b>	<b>0.00</b>
10	<b>Papua New Guinea</b>	<b>0.00</b>	<b>0.00</b>	<b>0.00</b>	<b>0.00</b>	<b>0.00</b>	<b>0.00</b>	<b>0.00</b>	<b>0.00</b>	<b>0.00</b>	<b>0.00</b>	<b>0.00</b>
11	<b>Solomon Islands</b>	<b>0.00</b>	<b>0.00</b>	<b>0.00</b>	<b>0.00</b>	<b>0.00</b>	<b>0.00</b>	<b>0.00</b>	<b>0.00</b>	<b>0.00</b>	<b>0.00</b>	<b>0.00</b>
12	<b>Vanuatu</b>	<b>0.00</b>	<b>0.00</b>	<b>0.00</b>	<b>0.00</b>	<b>0.00</b>	<b>0.00</b>	<b>0.00</b>	<b>0.00</b>	<b>0.00</b>	<b>0.00</b>	<b>0.00</b>
13	<b>Norway</b>	<b>387.76</b>	<b>92.92</b>	<b>2.67</b>	<b>247.35</b>	<b>51.25</b>	<b>1.54</b>	<b>-36.21</b>	<b>-44.85</b>	<b>-42.32</b>	<b>9.82</b>	<b>18.06</b>
14	<b>Russian Federation</b>	<b>0.00</b>	<b>0.00</b>	<b>0.00</b>	<b>20.90</b>	<b>4.29</b>	<b>0.13</b>	<b>0.00</b>	<b>0.00</b>	<b>0.00</b>	<b>0.83</b>	<b>1.51</b>
15	<b>Faeroe Islands</b>	<b>0.00</b>	<b>0.00</b>	<b>0.00</b>	<b>0.00</b>	<b>0.00</b>	<b>0.00</b>	<b>0.00</b>	<b>0.00</b>	<b>0.00</b>	<b>0.00</b>	<b>0.00</b>
16	<b>South Africa</b>	<b>0.00</b>	<b>0.00</b>	<b>0.00</b>	<b>0.00</b>	<b>0.00</b>	<b>0.00</b>	<b>0.00</b>	<b>0.00</b>	<b>0.00</b>	<b>0.00</b>	<b>0.00</b>
	<b>Others</b>	<b>73.17</b>	<b>5.96</b>	<b>0.17</b>	<b>28.75</b>	<b>3.31</b>	<b>0.10</b>	<b>-60.71</b>	<b>-44.46</b>	<b>-41.18</b>	<b>1.14</b>	<b>1.17</b>
	<b>Total</b>	<b>2,506.75</b>	<b>326.90</b>	<b>9.39</b>	<b>2,519.82</b>	<b>283.85</b>	<b>8.53</b>	<b>0.52</b>	<b>-13.17</b>	<b>-9.16</b>	<b>100.00</b>	<b>100.00</b>

Source : Information and Communication Technology Center With Cooperation of The Customs Department

Information Center

Note : Preliminary Data

Thai Frozen Foods Association

# Import Fresh, Chilled, Frozen Surimi of Thailand

0304990008 : เนื้อปลาสุริมิ

Quantity : Ton  
Value : Million Baht  
Value : Million U.S.\$

NO.	COUNTRY	Jan - Feb 2009			Jan - Feb 2010			Growth Rate %			Proportion %	
		Q	V (M/B)	V (M/US.\$)	Q	V (M/B)	V (M/US.\$)	Jan - Feb 2010			Jan - Feb 2010	
								Q	V (M/B)	V (M/US.\$)	Q	V (M/B)
1	<b>Asia</b>	<b>0.00</b>	<b>0.00</b>	<b>0.00</b>	<b>525.56</b>	<b>41.95</b>	<b>1.26</b>	<b>0.00</b>	<b>0.00</b>	<b>0.00</b>	<b>100.00</b>	<b>99.95</b>
	China	0.00	0.00	0.00	0.00	0.00	0.00	0.00	0.00	0.00	0.00	0.00
	India	0.00	0.00	0.00	18.02	0.49	0.01	0.00	0.00	0.00	3.43	1.17
	Indonesia	0.00	0.00	0.00	0.00	0.00	0.00	0.00	0.00	0.00	0.00	0.00
	Japan	0.00	0.00	0.00	0.00	0.00	0.00	0.00	0.00	0.00	0.00	0.00
	Myanmar	0.00	0.00	0.00	0.00	0.00	0.00	0.00	0.00	0.00	0.00	0.00
	Maldives	0.00	0.00	0.00	0.00	0.00	0.00	0.00	0.00	0.00	0.00	0.00
	Pakistan	0.00	0.00	0.00	0.00	0.00	0.00	0.00	0.00	0.00	0.00	0.00
	Philippines	0.00	0.00	0.00	0.00	0.00	0.00	0.00	0.00	0.00	0.00	0.00
	S. Korea	0.00	0.00	0.00	0.00	0.00	0.00	0.00	0.00	0.00	0.00	0.00
	Taiwan	0.00	0.00	0.00	0.00	0.00	0.00	0.00	0.00	0.00	0.00	0.00
	Malaysia	0.00	0.00	0.00	0.00	0.00	0.00	0.00	0.00	0.00	0.00	0.00
	Singapore	0.00	0.00	0.00	0.00	0.00	0.00	0.00	0.00	0.00	0.00	0.00
	Vietnam	0.00	0.00	0.00	507.54	41.46	1.25	0.00	0.00	0.00	96.57	98.78
	<u>Others</u>	0.00	0.00	0.00	0.00	0.00	0.00	0.00	0.00	0.00	0.00	0.00
2	<b>Middle East</b>	<b>0.00</b>	<b>0.00</b>	<b>0.00</b>	<b>0.00</b>	<b>0.00</b>	<b>0.00</b>	<b>0.00</b>	<b>0.00</b>	<b>0.00</b>	<b>0.00</b>	<b>0.00</b>
	Oman	0.00	0.00	0.00	0.00	0.00	0.00	0.00	0.00	0.00	0.00	0.00
	Yemen	0.00	0.00	0.00	0.00	0.00	0.00	0.00	0.00	0.00	0.00	0.00
	<u>Others</u>	0.00	0.00	0.00	0.00	0.00	0.00	0.00	0.00	0.00	0.00	0.00
3	<b>U.S.A.</b>	<b>0.00</b>	<b>0.00</b>	<b>0.00</b>	<b>0.00</b>	<b>0.00</b>	<b>0.00</b>	<b>0.00</b>	<b>0.00</b>	<b>0.00</b>	<b>0.00</b>	<b>0.00</b>
4	<b>Chile</b>	<b>0.00</b>	<b>0.00</b>	<b>0.00</b>	<b>0.00</b>	<b>0.00</b>	<b>0.00</b>	<b>0.00</b>	<b>0.00</b>	<b>0.00</b>	<b>0.00</b>	<b>0.00</b>
5	<b>EU ( 27 )</b>	<b>0.00</b>	<b>0.00</b>	<b>0.00</b>	<b>0.00</b>	<b>0.00</b>	<b>0.00</b>	<b>0.00</b>	<b>0.00</b>	<b>0.00</b>	<b>0.00</b>	<b>0.00</b>
	Denmark	0.00	0.00	0.00	0.00	0.00	0.00	0.00	0.00	0.00	0.00	0.00
	Netherlands	0.00	0.00	0.00	0.00	0.00	0.00	0.00	0.00	0.00	0.00	0.00
	Spain	0.00	0.00	0.00	0.00	0.00	0.00	0.00	0.00	0.00	0.00	0.00
	United Kingdom	0.00	0.00	0.00	0.00	0.00	0.00	0.00	0.00	0.00	0.00	0.00
	<u>Others</u>	0.00	0.00	0.00	0.00	0.00	0.00	0.00	0.00	0.00	0.00	0.00
6	<b>Australia</b>	<b>0.00</b>	<b>0.00</b>	<b>0.00</b>	<b>0.00</b>	<b>0.00</b>	<b>0.00</b>	<b>0.00</b>	<b>0.00</b>	<b>0.00</b>	<b>0.00</b>	<b>0.00</b>
7	<b>New Zealand</b>	<b>0.00</b>	<b>0.00</b>	<b>0.00</b>	<b>0.00</b>	<b>0.00</b>	<b>0.00</b>	<b>0.00</b>	<b>0.00</b>	<b>0.00</b>	<b>0.00</b>	<b>0.00</b>
8	<b>Marshall Islands</b>	<b>0.00</b>	<b>0.00</b>	<b>0.00</b>	<b>0.00</b>	<b>0.00</b>	<b>0.00</b>	<b>0.00</b>	<b>0.00</b>	<b>0.00</b>	<b>0.00</b>	<b>0.00</b>
9	<b>Micronesia</b>	<b>0.00</b>	<b>0.00</b>	<b>0.00</b>	<b>0.00</b>	<b>0.00</b>	<b>0.00</b>	<b>0.00</b>	<b>0.00</b>	<b>0.00</b>	<b>0.00</b>	<b>0.00</b>
10	<b>Papua New Guinea</b>	<b>0.00</b>	<b>0.00</b>	<b>0.00</b>	<b>0.00</b>	<b>0.00</b>	<b>0.00</b>	<b>0.00</b>	<b>0.00</b>	<b>0.00</b>	<b>0.00</b>	<b>0.00</b>
11	<b>Solomon Islands</b>	<b>0.00</b>	<b>0.00</b>	<b>0.00</b>	<b>0.00</b>	<b>0.00</b>	<b>0.00</b>	<b>0.00</b>	<b>0.00</b>	<b>0.00</b>	<b>0.00</b>	<b>0.00</b>
12	<b>Vanuatu</b>	<b>0.00</b>	<b>0.00</b>	<b>0.00</b>	<b>0.00</b>	<b>0.00</b>	<b>0.00</b>	<b>0.00</b>	<b>0.00</b>	<b>0.00</b>	<b>0.00</b>	<b>0.00</b>
13	<b>Norway</b>	<b>0.00</b>	<b>0.00</b>	<b>0.00</b>	<b>0.00</b>	<b>0.00</b>	<b>0.00</b>	<b>0.00</b>	<b>0.00</b>	<b>0.00</b>	<b>0.00</b>	<b>0.00</b>
14	<b>Russian Federation</b>	<b>0.00</b>	<b>0.00</b>	<b>0.00</b>	<b>0.00</b>	<b>0.00</b>	<b>0.00</b>	<b>0.00</b>	<b>0.00</b>	<b>0.00</b>	<b>0.00</b>	<b>0.00</b>
15	<b>Faeroe Islands</b>	<b>0.00</b>	<b>0.00</b>	<b>0.00</b>	<b>0.00</b>	<b>0.00</b>	<b>0.00</b>	<b>0.00</b>	<b>0.00</b>	<b>0.00</b>	<b>0.00</b>	<b>0.00</b>
16	<b>South Africa</b>	<b>0.00</b>	<b>0.00</b>	<b>0.00</b>	<b>0.00</b>	<b>0.00</b>	<b>0.00</b>	<b>0.00</b>	<b>0.00</b>	<b>0.00</b>	<b>0.00</b>	<b>0.00</b>
	<b>Others</b>	<b>0.00</b>	<b>0.00</b>	<b>0.00</b>	<b>0.00</b>	<b>0.00</b>	<b>0.00</b>	<b>0.00</b>	<b>0.00</b>	<b>0.00</b>	<b>0.00</b>	<b>0.00</b>
	<b>Total</b>	<b>0.00</b>	<b>0.00</b>	<b>0.00</b>	<b>525.56</b>	<b>41.97</b>	<b>1.26</b>	<b>0.00</b>	<b>0.00</b>	<b>0.00</b>	<b>100.00</b>	<b>100.00</b>

Source : Information and Communication Technology Center With Cooperation of The Customs Department

Information Center

Note : Preliminary Data

Thai Frozen Foods Association