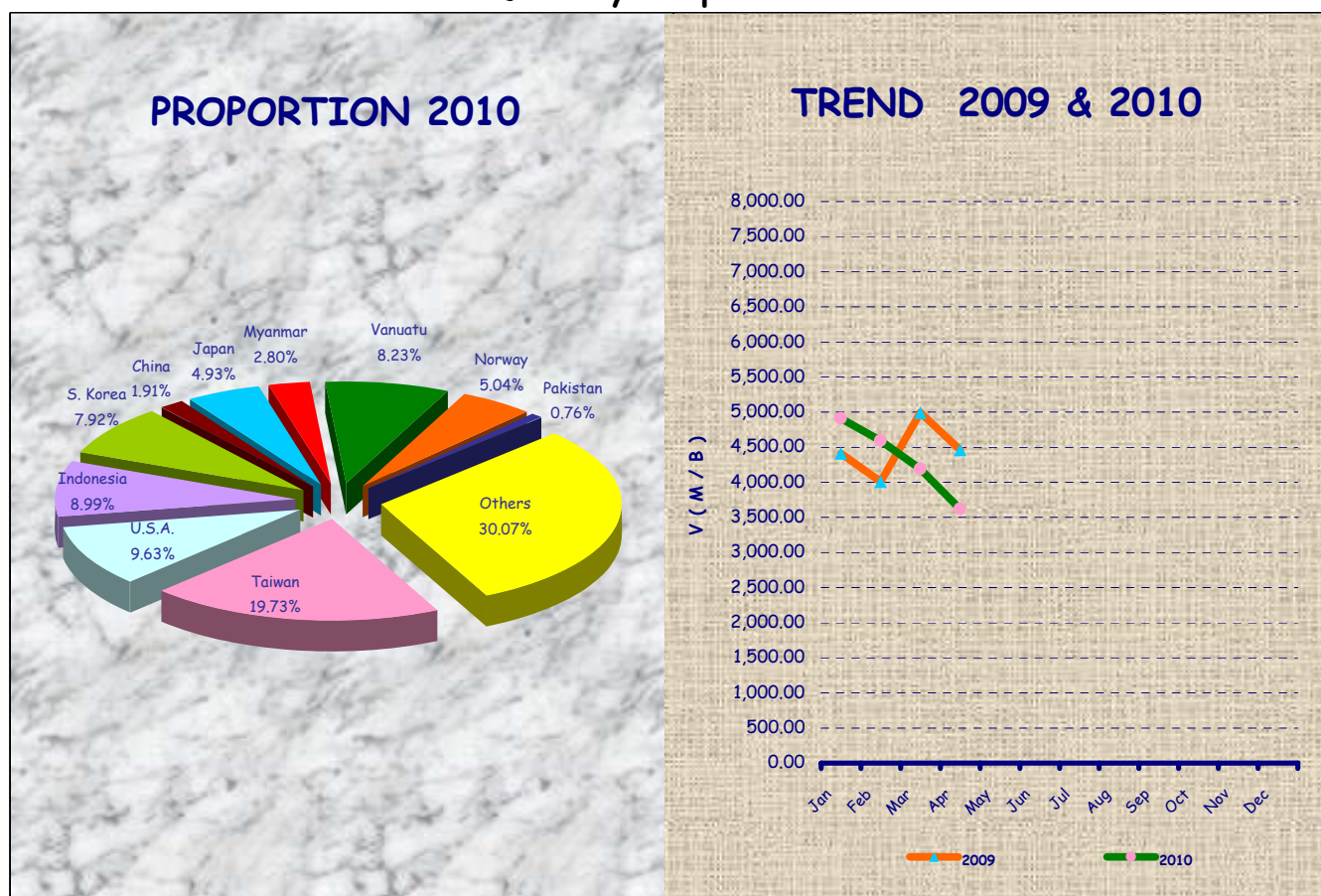


# TOTAL IMPORT FISH OF THAILAND

January - April 2010



0302 / 0303 & 0304 : ปลาสดแช่เย็นแช่แข็ง & ปลาห่านาสดแช่เย็นแช่แข็ง & เนื้อปลาสดแช่เย็นแช่แข็ง

NO.	COUNTRY	V ( M / B )		GROWTH RATE %	PROPORTION %
		2009	2010	2010	2010
1	Taiwan	2,582.79	3,416.03	32.26	19.73
2	U.S.A.	2,315.22	1,666.87	-28.00	9.63
3	Indonesia	1,447.40	1,556.65	7.55	8.99
4	S. Korea	1,106.04	1,370.62	23.92	7.92
5	China	1,085.21	330.13	-69.58	1.91
6	Japan	1,030.78	853.23	-17.22	4.93
7	Myanmar	963.75	484.55	-49.72	2.80
8	Vanuatu	944.20	1,424.86	50.91	8.23
9	Norway	793.20	871.64	9.89	5.04
10	Pakistan	757.64	130.97	-82.71	0.76
<b>Total 10 Country</b>		<b>13,026.23</b>	<b>12,105.55</b>	<b>-7.07</b>	<b>69.93</b>
<b>OTHERS</b>		<b>4,850.01</b>	<b>5,205.47</b>	<b>7.33</b>	<b>30.07</b>
<b>TOTAL</b>		<b>17,876.24</b>	<b>17,311.02</b>	<b>-3.16</b>	<b>100.00</b>

Source : Information and Communication Technology Center with Cooperation of The Customs Department

Information Center

Note : Preliminary Data

Thai Frozen Foods Association

# Import Fresh, Chilled, Frozen Total Fish of Thailand

0302 / 0303 & 0304 : ปลาสดแช่เย็นแช่แข็ง & ปลาหนุ่มาสดแช่เย็นแช่แข็ง & เนื้อปลาสดแช่เย็นแช่แข็ง

Quantity : Ton  
Value : Million Baht  
Value : Million US.\$

NO.	COUNTRY	Jan - Apr 2009			Jan - Apr 2010			Growth Rate %			Proportion %	
		Q	V (M/B)	V (M/US.\$)	Q	V (M/B)	V (M/US.\$)	Jan Apr 2010			Jan - Apr 2010	
								Q	V (M/B)	V (M/US.\$)	Q	V (M/B)
1	<b>Asia</b>	<b>313,906.94</b>	<b>10,316.03</b>	<b>293.14</b>	<b>306,156.27</b>	<b>9,762.16</b>	<b>295.17</b>	<b>-2.47</b>	<b>-5.37</b>	<b>0.69</b>	<b>66.46</b>	<b>56.39</b>
	China	28,329.24	1,085.21	30.84	7,285.11	330.13	9.98	-74.28	-69.58	-67.64	1.58	1.91
	India	4,406.85	141.53	4.04	18,973.71	604.09	18.23	330.55	326.83	351.24	4.12	3.49
	Indonesia	61,189.96	1,447.40	41.06	73,927.91	1,556.65	47.08	20.82	7.55	14.66	16.05	8.99
	Japan	25,546.63	1,030.78	29.33	16,868.03	853.23	25.83	-33.97	-17.22	-11.93	3.66	4.93
	Myanmar	61,720.17	963.75	27.36	35,785.58	484.55	14.66	-42.02	-49.72	-46.42	7.77	2.80
	Maldives	7,303.80	251.73	7.16	7,257.26	259.21	7.84	-0.64	2.97	9.50	1.58	1.50
	Pakistan	17,267.60	757.64	21.51	3,737.83	130.97	3.98	-78.35	-82.71	-81.50	0.81	0.76
	Philippines	9,941.76	436.14	12.42	3,444.68	163.18	4.97	-65.35	-62.59	-59.98	0.75	0.94
	S. Korea	28,159.74	1,106.04	31.36	40,069.69	1,370.62	41.39	42.29	23.92	31.98	8.70	7.92
	Taiwan	61,182.61	2,582.79	73.50	89,529.92	3,416.03	103.27	46.33	32.26	40.50	19.43	19.73
	Malaysia	3,978.83	98.41	2.79	2,548.83	105.61	3.20	-35.94	7.32	14.70	0.55	0.61
	Singapore	186.80	22.29	0.63	806.51	113.34	3.42	331.75	408.48	442.86	0.18	0.65
	Vietnam	3,672.77	351.17	9.97	4,305.64	320.70	9.71	17.23	-8.68	-2.61	0.93	1.85
	<u>Others</u>	1,020.18	41.15	1.17	1,615.57	53.85	1.61	58.36	30.86	37.61	0.35	0.31
2	<b>Middle East</b>	<b>2,496.24</b>	<b>49.00</b>	<b>1.38</b>	<b>4,177.38</b>	<b>127.14</b>	<b>3.85</b>	<b>67.35</b>	<b>159.47</b>	<b>178.99</b>	<b>0.91</b>	<b>0.73</b>
	Oman	1,447.43	28.24	0.80	2,548.64	91.67	2.77	76.08	224.61	246.25	0.55	0.53
	Yemen	1,023.77	19.72	0.55	1,628.74	35.47	1.08	59.09	79.87	96.36	0.35	0.20
	<u>Others</u>	25.04	1.04	0.03	0.00	0.00	0.00	-100.00	-100.00	-100.00	0.00	0.00
3	<b>U.S.A.</b>	<b>52,502.11</b>	<b>2,315.22</b>	<b>65.76</b>	<b>42,949.62</b>	<b>1,666.87</b>	<b>50.25</b>	<b>-18.19</b>	<b>-28.00</b>	<b>-23.59</b>	<b>9.32</b>	<b>9.63</b>
4	<b>Chile</b>	<b>3,648.33</b>	<b>644.49</b>	<b>18.38</b>	<b>3,470.47</b>	<b>647.48</b>	<b>19.59</b>	<b>-4.88</b>	<b>0.46</b>	<b>6.58</b>	<b>0.75</b>	<b>3.74</b>
5	<b>EU ( 27 )</b>	<b>18,040.48</b>	<b>810.79</b>	<b>22.93</b>	<b>14,711.80</b>	<b>700.47</b>	<b>21.27</b>	<b>-18.45</b>	<b>-13.61</b>	<b>-7.24</b>	<b>3.19</b>	<b>4.05</b>
	Denmark	329.25	46.64	1.33	481.54	59.08	1.79	46.25	26.67	34.59	0.10	0.34
	Netherlands	5,883.47	189.97	5.37	3,511.41	110.53	3.35	-40.32	-41.82	-37.62	0.76	0.64
	Spain	6,591.87	263.25	7.43	7,265.43	326.17	9.94	10.22	23.90	33.78	1.58	1.88
	United Kingdom	385.81	36.10	1.02	174.25	20.91	0.63	-54.84	-42.08	-38.24	0.04	0.12
	<u>Others</u>	4,850.08	274.83	7.78	3,279.17	183.78	5.56	-32.39	-33.13	-28.53	0.71	1.06
6	<b>Australia</b>	<b>383.14</b>	<b>50.90</b>	<b>1.45</b>	<b>290.37</b>	<b>62.30</b>	<b>1.88</b>	<b>-24.21</b>	<b>22.40</b>	<b>29.66</b>	<b>0.06</b>	<b>0.36</b>
7	<b>New Zealand</b>	<b>3,087.23</b>	<b>147.21</b>	<b>4.16</b>	<b>4,548.25</b>	<b>162.12</b>	<b>4.91</b>	<b>47.32</b>	<b>10.13</b>	<b>18.03</b>	<b>0.99</b>	<b>0.94</b>
8	<b>Marshall Islands</b>	<b>280.00</b>	<b>11.57</b>	<b>0.32</b>	<b>11,657.89</b>	<b>405.49</b>	<b>12.21</b>	<b>4,063.53</b>	<b>3,404.67</b>	<b>3,715.63</b>	<b>2.53</b>	<b>2.34</b>
9	<b>Micronesia</b>	<b>2,158.00</b>	<b>86.43</b>	<b>2.46</b>	<b>5,257.00</b>	<b>171.74</b>	<b>5.24</b>	<b>143.61</b>	<b>98.70</b>	<b>113.01</b>	<b>1.14</b>	<b>0.99</b>
10	<b>Papua New Guinea</b>	<b>8,799.33</b>	<b>371.60</b>	<b>10.59</b>	<b>789.00</b>	<b>57.59</b>	<b>1.73</b>	<b>-91.03</b>	<b>-84.50</b>	<b>-83.66</b>	<b>0.17</b>	<b>0.33</b>
11	<b>Solomon Islands</b>	<b>2,288.66</b>	<b>101.20</b>	<b>2.88</b>	<b>3,186.65</b>	<b>110.05</b>	<b>3.30</b>	<b>39.24</b>	<b>8.75</b>	<b>14.58</b>	<b>0.69</b>	<b>0.64</b>
12	<b>Vanuatu</b>	<b>24,132.13</b>	<b>944.20</b>	<b>26.84</b>	<b>39,458.18</b>	<b>1,424.86</b>	<b>42.94</b>	<b>63.51</b>	<b>50.91</b>	<b>59.99</b>	<b>8.57</b>	<b>8.23</b>
13	<b>Norway</b>	<b>4,839.94</b>	<b>793.20</b>	<b>22.57</b>	<b>4,931.97</b>	<b>871.64</b>	<b>26.29</b>	<b>1.90</b>	<b>9.89</b>	<b>16.48</b>	<b>1.07</b>	<b>5.04</b>
14	<b>Russian Federation</b>	<b>673.21</b>	<b>99.54</b>	<b>2.84</b>	<b>575.85</b>	<b>81.56</b>	<b>2.45</b>	<b>-14.46</b>	<b>-18.06</b>	<b>-13.73</b>	<b>0.13</b>	<b>0.47</b>
15	<b>Faeroe Islands</b>	<b>326.05</b>	<b>65.95</b>	<b>1.86</b>	<b>342.87</b>	<b>77.95</b>	<b>2.35</b>	<b>5.16</b>	<b>18.20</b>	<b>26.34</b>	<b>0.07</b>	<b>0.45</b>
16	<b>South Africa</b>	<b>626.75</b>	<b>43.20</b>	<b>1.22</b>	<b>97.21</b>	<b>8.11</b>	<b>0.24</b>	<b>-84.49</b>	<b>-81.23</b>	<b>-80.33</b>	<b>0.02</b>	<b>0.05</b>
	<b>Others</b>	<b>23,969.42</b>	<b>1,025.71</b>	<b>29.13</b>	<b>18,078.93</b>	<b>973.49</b>	<b>29.44</b>	<b>-24.58</b>	<b>-5.09</b>	<b>1.06</b>	<b>3.92</b>	<b>5.62</b>
	<b>Total</b>	<b>462,157.96</b>	<b>17,876.24</b>	<b>507.91</b>	<b>460,679.71</b>	<b>17,311.02</b>	<b>523.11</b>	<b>-0.32</b>	<b>-3.16</b>	<b>2.99</b>	<b>100.00</b>	<b>100.00</b>

Source : Information and Communication Technology Center With Cooperation of The Customs Department

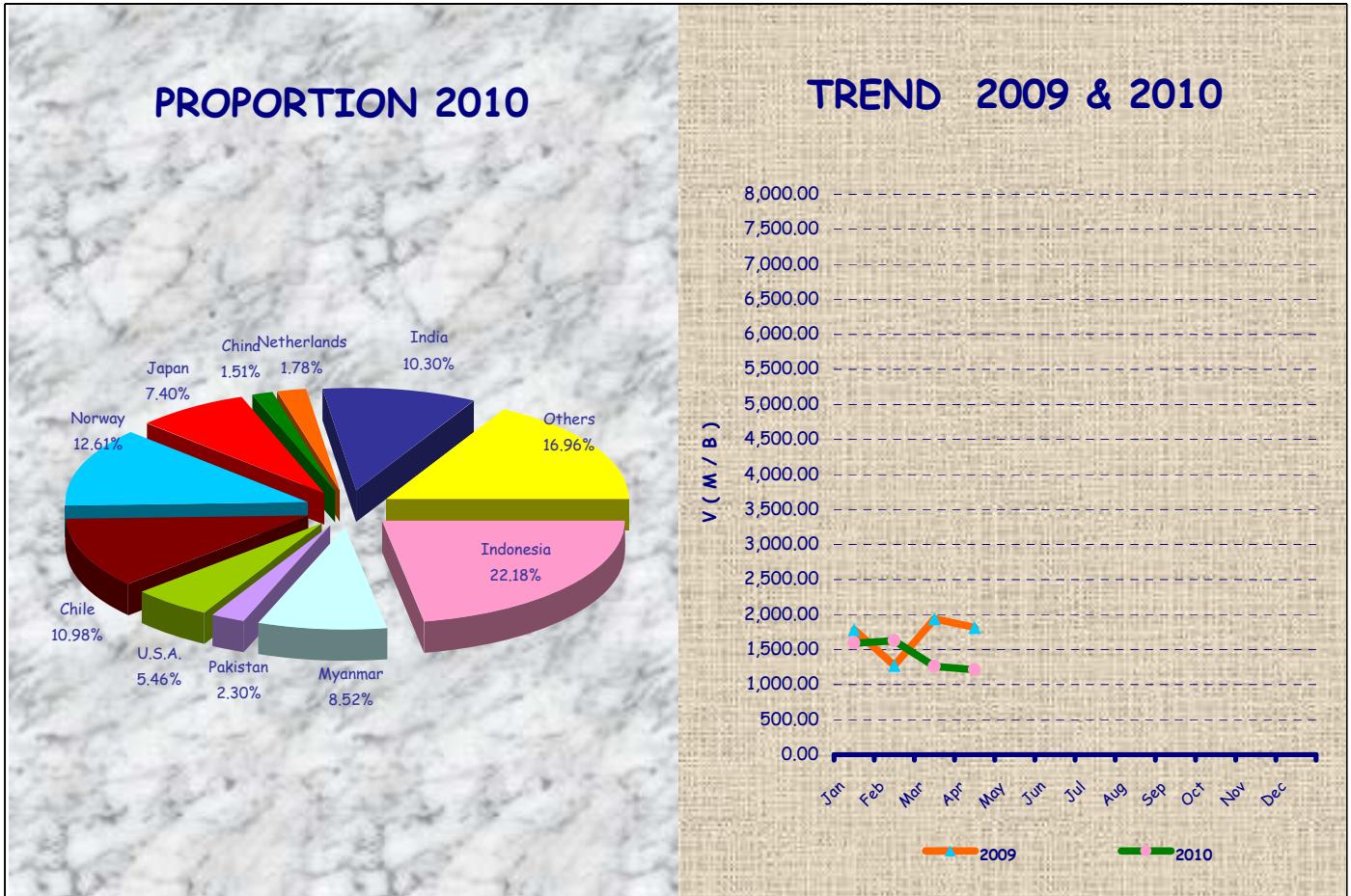
Information Center

Note : Preliminary Data

Thai Frozen Foods Association

# IMPORT FISH OF THAILAND

January - April 2010



## 0302 / 0303 : ปลาสตแซเป็นแซเซ็ง

NO.	COUNTRY	V ( M / B )		GROWTH RATE %	PROPORTION %
		2009	2010	2010	2010
1	Indonesia	979.03	1,262.15	28.92	22.18
2	Myanmar	963.75	484.55	-49.72	8.52
3	Pakistan	756.76	130.97	-82.69	2.30
4	U.S.A.	631.71	310.92	-50.78	5.46
5	Chile	614.39	624.54	1.65	10.98
6	Norway	587.41	717.65	22.17	12.61
7	Japan	537.73	421.35	-21.64	7.40
8	China	307.60	86.10	-72.01	1.51
9	Netherlands	184.62	101.35	-45.10	1.78
10	India	107.25	585.84	446.24	10.30
<b>Total 10 Country</b>		<b>5,670.25</b>	<b>4,725.42</b>	<b>-16.66</b>	<b>83.04</b>
<b>OTHERS</b>		<b>1,143.88</b>	<b>965.10</b>	<b>-15.63</b>	<b>16.96</b>
<b>TOTAL</b>		<b>6,814.13</b>	<b>5,690.52</b>	<b>-16.49</b>	<b>100.00</b>

Source : Information and Communication Technology Center with Cooperation of The Customs Department

Note : Preliminary Data

Information Center

Thai Frozen Foods Association

# Import Fresh, Chilled, Frozen Fish of Thailand

0302 / 0303 : ปลาสดแช่เย็นแช่แข็ง

Quantity : Ton  
Value : Million Baht  
Value : Million U.S.\$

NO.	COUNTRY	Jan - Apr 2009			Jan - Apr 2010			Growth Rate %			Proportion %	
		Q	V (M/B)	V (M/US.\$)	Q	V (M/B)	V (M/US.\$)	Jan - Apr 2010			Jan - Apr 2010	
								Q	V (M/B)	V (M/US.\$)	Q	V
1	<b>Asia</b>	<b>165,210.49</b>	<b>3,916.86</b>	<b>111.25</b>	<b>141,196.40</b>	<b>3,198.69</b>	<b>96.74</b>	<b>-14.54</b>	<b>-18.34</b>	<b>-13.04</b>	<b>83.43</b>	<b>56.21</b>
	China	9,968.32	307.60	8.75	2,501.00	86.10	2.60	-74.91	-72.01	-70.29	1.48	1.51
	India	3,735.84	107.25	3.07	18,737.75	585.84	17.67	401.57	446.24	475.57	11.07	10.30
	Indonesia	49,607.98	979.03	27.78	66,814.54	1,262.15	38.19	34.69	28.92	37.47	39.48	22.18
	Japan	13,626.04	537.73	15.29	8,243.39	421.35	12.75	-39.50	-21.64	-16.61	4.87	7.40
	Myanmar	61,720.17	963.75	27.36	35,785.58	484.55	14.66	-42.02	-49.72	-46.42	21.15	8.52
	Maldives	0.00	0.00	0.00	0.00	0.00	0.00	0.00	0.00	0.00	0.00	0.00
	Pakistan	17,257.06	756.76	21.49	3,737.83	130.97	3.98	-78.34	-82.69	-81.48	2.21	2.30
	Philippines	37.11	4.53	0.13	10.23	1.19	0.04	-72.43	-73.73	-69.23	0.01	0.02
	S. Korea	2,419.21	74.78	2.12	39.44	1.38	0.04	-98.37	-98.15	-98.11	0.02	0.02
	Taiwan	1,936.55	44.78	1.27	1,450.52	36.84	1.12	-25.10	-17.73	-11.81	0.86	0.65
	Malaysia	3,655.23	74.37	2.10	1,732.87	48.91	1.49	-52.59	-34.23	-29.05	1.02	0.86
	Singapore	116.34	14.79	0.42	476.70	83.30	2.51	309.75	463.22	497.62	0.28	1.46
	Vietnam	114.31	10.48	0.30	73.25	5.88	0.18	-35.92	-43.89	-40.00	0.04	0.10
	<u>Others</u>	1,016.33	41.01	1.17	1,593.30	50.23	1.51	56.77	22.48	29.06	0.94	0.88
2	<b>Middle East</b>	<b>2,450.70</b>	<b>47.48</b>	<b>1.34</b>	<b>4,177.38</b>	<b>127.14</b>	<b>3.85</b>	<b>70.46</b>	<b>167.78</b>	<b>187.31</b>	<b>2.47</b>	<b>2.23</b>
	Oman	1,437.41	27.92	0.79	2,548.64	91.67	2.77	77.31	228.33	250.63	1.51	1.61
	Yemen	988.25	18.52	0.52	1,628.74	35.47	1.08	64.81	91.52	107.69	0.96	0.62
	<u>Others</u>	25.04	1.04	0.03	0.00	0.00	0.00	-100.00	-100.00	-100.00	0.00	0.00
3	<b>U.S.A.</b>	<b>12,181.96</b>	<b>631.71</b>	<b>17.87</b>	<b>4,237.95</b>	<b>310.92</b>	<b>9.38</b>	<b>-65.21</b>	<b>-50.78</b>	<b>-47.51</b>	<b>2.50</b>	<b>5.46</b>
4	<b>Chile</b>	<b>3,508.31</b>	<b>614.39</b>	<b>17.53</b>	<b>3,335.29</b>	<b>624.54</b>	<b>18.89</b>	<b>-4.93</b>	<b>1.65</b>	<b>7.76</b>	<b>1.97</b>	<b>10.98</b>
5	<b>EU ( 27 )</b>	<b>6,873.55</b>	<b>323.99</b>	<b>9.18</b>	<b>6,569.93</b>	<b>324.33</b>	<b>9.82</b>	<b>-4.42</b>	<b>0.10</b>	<b>6.97</b>	<b>3.88</b>	<b>5.70</b>
	Denmark	308.14	41.63	1.19	460.46	54.56	1.65	49.43	31.06	38.66	0.27	0.96
	Netherlands	5,861.69	184.62	5.22	3,225.41	101.35	3.07	-44.97	-45.10	-41.19	1.91	1.78
	Spain	4.74	0.79	0.02	26.48	5.07	0.16	458.65	541.77	700.00	0.02	0.09
	United Kingdom	385.46	35.91	1.01	174.25	20.91	0.63	-54.79	-41.77	-37.62	0.10	0.37
	<u>Others</u>	313.52	61.04	1.74	2,683.33	142.44	4.31	755.87	133.36	147.70	1.59	2.50
6	<b>Australia</b>	<b>312.48</b>	<b>43.88</b>	<b>1.25</b>	<b>216.88</b>	<b>39.70</b>	<b>1.20</b>	<b>-30.59</b>	<b>-9.53</b>	<b>-4.00</b>	<b>0.13</b>	<b>0.70</b>
7	<b>New Zealand</b>	<b>88.83</b>	<b>14.71</b>	<b>0.42</b>	<b>88.91</b>	<b>8.66</b>	<b>0.26</b>	<b>0.09</b>	<b>-41.13</b>	<b>-38.10</b>	<b>0.05</b>	<b>0.15</b>
8	<b>Marshall Islands</b>	<b>0.00</b>	<b>0.00</b>	<b>0.00</b>	<b>0.00</b>	<b>0.00</b>	<b>0.00</b>	<b>0.00</b>	<b>0.00</b>	<b>0.00</b>	<b>0.00</b>	<b>0.00</b>
9	<b>Micronesia</b>	<b>0.00</b>	<b>0.00</b>	<b>0.00</b>	<b>0.00</b>	<b>0.00</b>	<b>0.00</b>	<b>0.00</b>	<b>0.00</b>	<b>0.00</b>	<b>0.00</b>	<b>0.00</b>
10	<b>Papua New Guinea</b>	<b>0.00</b>	<b>0.00</b>	<b>0.00</b>	<b>0.00</b>	<b>0.00</b>	<b>0.00</b>	<b>0.00</b>	<b>0.00</b>	<b>0.00</b>	<b>0.00</b>	<b>0.00</b>
11	<b>Solomon Islands</b>	<b>0.00</b>	<b>0.00</b>	<b>0.00</b>	<b>0.00</b>	<b>0.00</b>	<b>0.00</b>	<b>0.00</b>	<b>0.00</b>	<b>0.00</b>	<b>0.00</b>	<b>0.00</b>
12	<b>Vanuatu</b>	<b>0.00</b>	<b>0.00</b>	<b>0.00</b>	<b>0.00</b>	<b>0.00</b>	<b>0.00</b>	<b>0.00</b>	<b>0.00</b>	<b>0.00</b>	<b>0.00</b>	<b>0.00</b>
13	<b>Norway</b>	<b>4,008.23</b>	<b>587.41</b>	<b>16.72</b>	<b>4,243.44</b>	<b>717.65</b>	<b>21.64</b>	<b>5.87</b>	<b>22.17</b>	<b>29.43</b>	<b>2.51</b>	<b>12.61</b>
14	<b>Russian Federation</b>	<b>673.21</b>	<b>99.54</b>	<b>2.84</b>	<b>554.95</b>	<b>77.27</b>	<b>2.32</b>	<b>-17.57</b>	<b>-22.37</b>	<b>-18.31</b>	<b>0.33</b>	<b>1.36</b>
15	<b>Faeroe Islands</b>	<b>326.05</b>	<b>65.95</b>	<b>1.86</b>	<b>342.87</b>	<b>77.95</b>	<b>2.35</b>	<b>5.16</b>	<b>18.20</b>	<b>26.34</b>	<b>0.20</b>	<b>1.37</b>
16	<b>South Africa</b>	<b>245.73</b>	<b>7.20</b>	<b>0.20</b>	<b>0.02</b>	<b>0.00</b>	<b>0.00</b>	<b>-99.99</b>	<b>-100.00</b>	<b>-100.00</b>	<b>0.00</b>	<b>0.00</b>
	<b>Others</b>	<b>14,722.60</b>	<b>461.01</b>	<b>13.12</b>	<b>4,266.44</b>	<b>183.67</b>	<b>5.57</b>	<b>-71.02</b>	<b>-60.16</b>	<b>-57.55</b>	<b>2.52</b>	<b>3.23</b>
	<b>Total</b>	<b>210,602.14</b>	<b>6,814.13</b>	<b>193.58</b>	<b>169,230.46</b>	<b>5,690.52</b>	<b>172.02</b>	<b>-19.64</b>	<b>-16.49</b>	<b>-11.14</b>	<b>100.00</b>	<b>100.00</b>

Source : Information and Communication Technology Center With Cooperation of The Customs Department

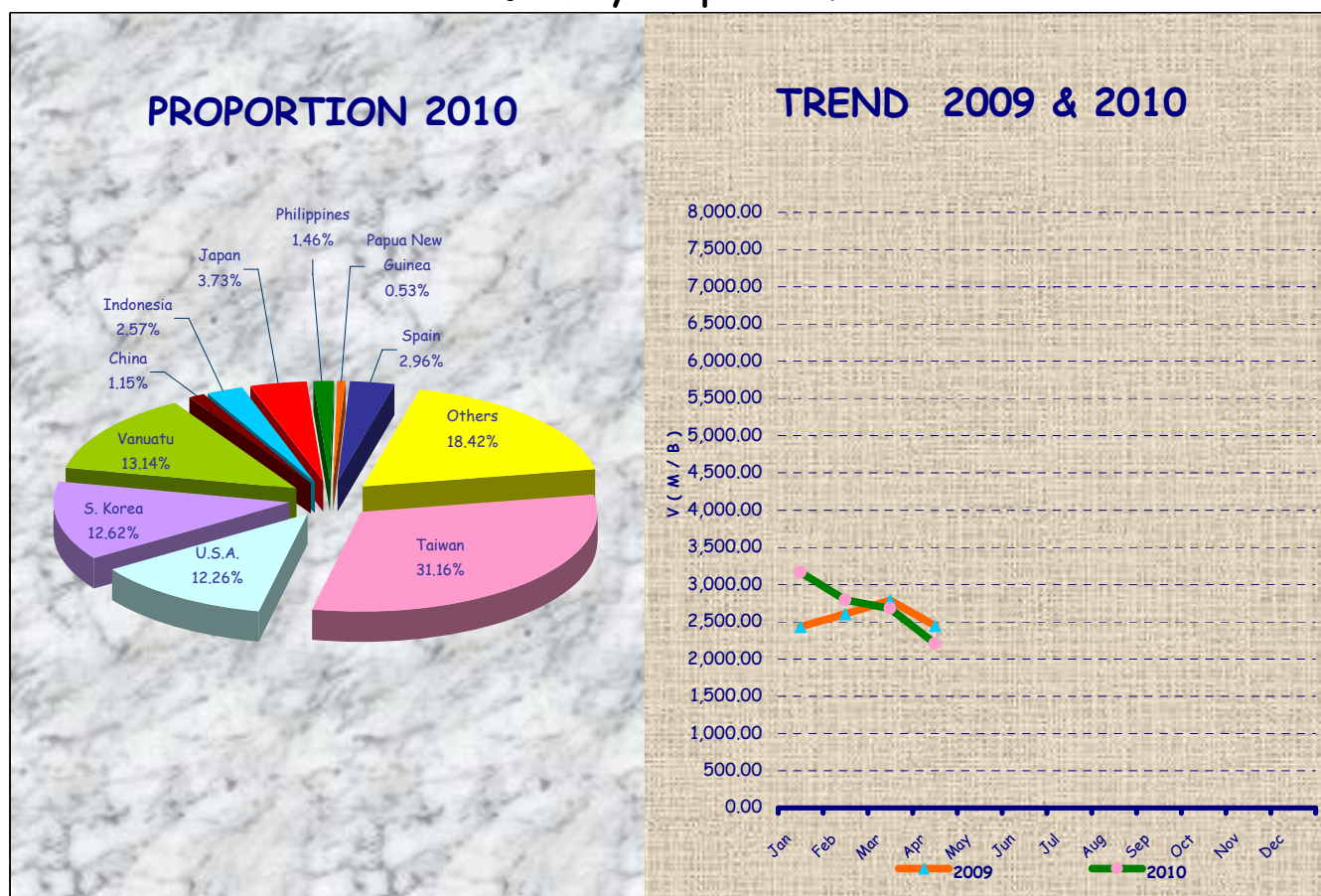
Information Center

Note : Preliminary Data

Thai Frozen Foods Association

# IMPORT TUNA OF THAILAND

January - April 2009



0302 / 0303 : ปลาทูน่าสดแช่เย็นแช่แข็ง

NO.	COUNTRY	V ( M / B )		GROWTH RATE %	PROPORTION %
		2009	2010	2010	2010
1	Taiwan	2,528.26	3,379.19	33.66	31.16
2	U.S.A.	1,641.00	1,329.88	-18.96	12.26
3	S. Korea	1,031.26	1,369.23	32.77	12.62
4	Vanuatu	944.20	1,424.86	50.91	13.14
5	China	725.86	124.58	-82.84	1.15
6	Indonesia	460.83	278.87	-39.49	2.57
7	Japan	463.65	404.67	-12.72	3.73
8	Philippines	428.02	158.70	-62.92	1.46
9	Papua New Guinea	371.60	57.59	-84.50	0.53
10	Spain	262.46	321.10	22.34	2.96
<b>Total 10 Country</b>		<b>8,857.14</b>	<b>8,848.67</b>	<b>-0.10</b>	<b>81.58</b>
<b>OTHERS</b>		<b>1,422.14</b>	<b>1,997.53</b>	<b>40.46</b>	<b>18.42</b>
<b>TOTAL</b>		<b>10,279.28</b>	<b>10,846.20</b>	<b>5.52</b>	<b>100.00</b>

Source : Information and Communication Technology Center with Cooperation of The Customs Department

Information Center

Note : Preliminary Data

Thai Frozen Foods Association

# Import Fresh, Chilled, Frozen Tuna of Thailand

0302 / 0303 : ปลาทูน่าสดแช่เย็นแช่แข็ง

Quantity : Ton  
Value : Million Baht  
Value : Million US.\$

NO.	COUNTRY	Jan - Apr 2009			Jan - Apr 2010			Growth Rate %			Proportion %	
		Q	V (M/B)	V (M/US.\$)	Q	V (M/B)	V (M/US.\$)	Jan - Apr 2010			Jan - Apr 2010	
								Q	V (M/B)	V (M/US.\$)	Q	V (M/B)
1	<b>Asia</b>	<b>144,310.32</b>	<b>5,946.56</b>	<b>169.01</b>	<b>159,114.68</b>	<b>6,046.73</b>	<b>182.78</b>	<b>10.26</b>	<b>1.68</b>	<b>8.15</b>	<b>55.97</b>	<b>55.75</b>
	China	17,909.30	725.86	20.61	3,422.06	124.58	3.76	-80.89	-82.84	-81.76	1.20	1.15
	India	586.75	23.78	0.67	134.02	4.47	0.14	-77.16	-81.20	-79.10	0.05	0.04
	Indonesia	11,481.13	460.83	13.07	6,916.04	278.87	8.42	-39.76	-39.49	-35.58	2.43	2.57
	Japan	11,687.57	463.65	13.20	8,462.87	404.67	12.25	-27.59	-12.72	-7.20	2.98	3.73
	Myanmar	0.00	0.00	0.00	0.00	0.00	0.00	0.00	0.00	0.00	0.00	0.00
	Maldives	7,303.80	251.73	7.16	7,257.26	259.21	7.84	-0.64	2.97	9.50	2.55	2.39
	Pakistan	10.53	0.89	0.02	0.00	0.00	0.00	-100.00	-100.00	-100.00	0.00	0.00
	Philippines	9,883.71	428.02	12.19	3,417.90	158.70	4.83	-65.42	-62.92	-60.38	1.20	1.46
	S. Korea	25,740.54	1,031.26	29.23	40,030.21	1,369.23	41.35	55.51	32.77	41.46	14.08	12.62
	Taiwan	59,176.30	2,528.26	71.95	88,079.40	3,379.19	102.15	48.84	33.66	41.97	30.98	31.16
	Malaysia	303.57	19.99	0.57	367.58	17.95	0.54	21.09	-10.21	-5.26	0.13	0.17
	Singapore	58.27	5.65	0.16	199.05	17.35	0.52	241.60	207.08	225.00	0.07	0.16
	Vietnam	165.00	6.50	0.18	824.08	32.36	0.98	399.44	397.85	444.44	0.29	0.30
	<u>Others</u>	3.85	0.14	0.00	4.21	0.15	0.00	9.35	7.14	0.00	0.00	0.00
2	<b>Middle East</b>	<b>45.54</b>	<b>1.52</b>	<b>0.04</b>	<b>0.00</b>	<b>0.00</b>	<b>0.00</b>	<b>0.00</b>	<b>0.00</b>	<b>0.00</b>	<b>0.00</b>	<b>0.00</b>
	Oman	10.02	0.32	0.01	0.00	0.00	0.00	0.00	0.00	0.00	0.00	0.00
	Yemen	35.52	1.20	0.03	0.00	0.00	0.00	0.00	0.00	0.00	0.00	0.00
	<u>Others</u>	0.00	0.00	0.00	0.00	0.00	0.00	0.00	0.00	0.00	0.00	0.00
3	<b>U.S.A.</b>	<b>40,119.86</b>	<b>1,641.00</b>	<b>46.69</b>	<b>38,439.15</b>	<b>1,329.88</b>	<b>40.08</b>	<b>-4.19</b>	<b>-18.96</b>	<b>-14.16</b>	<b>13.52</b>	<b>12.26</b>
4	<b>Chile</b>	<b>0.00</b>	<b>0.00</b>	<b>0.00</b>	<b>22.70</b>	<b>1.99</b>	<b>0.06</b>	<b>0.00</b>	<b>0.00</b>	<b>0.00</b>	<b>0.01</b>	<b>0.02</b>
5	<b>EU ( 27 )</b>	<b>10,975.51</b>	<b>443.82</b>	<b>12.53</b>	<b>8,035.42</b>	<b>350.43</b>	<b>10.68</b>	<b>-26.79</b>	<b>-21.04</b>	<b>-14.76</b>	<b>2.83</b>	<b>3.23</b>
	Denmark	0.00	0.00	0.00	0.00	0.00	0.00	0.00	0.00	0.00	0.00	0.00
	Netherlands	0.00	0.00	0.00	286.00	9.18	0.28	0.00	0.00	0.00	0.10	0.08
	Spain	6,587.13	262.46	7.41	7,238.95	321.10	9.78	9.90	22.34	31.98	2.55	2.96
	United Kingdom	0.00	0.00	0.00	0.00	0.00	0.00	0.00	0.00	0.00	0.00	0.00
	<u>Others</u>	4,388.38	181.36	5.12	510.47	20.15	0.62	-88.37	-88.89	-87.89	0.18	0.19
6	<b>Australia</b>	<b>69.55</b>	<b>6.51</b>	<b>0.19</b>	<b>34.66</b>	<b>3.11</b>	<b>0.09</b>	<b>-50.17</b>	<b>-52.23</b>	<b>-52.63</b>	<b>0.01</b>	<b>0.03</b>
7	<b>New Zealand</b>	<b>2,997.40</b>	<b>132.11</b>	<b>3.73</b>	<b>4,459.04</b>	<b>153.25</b>	<b>4.64</b>	<b>48.76</b>	<b>16.00</b>	<b>24.40</b>	<b>1.57</b>	<b>1.41</b>
8	<b>Marshall Islands</b>	<b>280.00</b>	<b>11.57</b>	<b>0.32</b>	<b>11,657.89</b>	<b>405.49</b>	<b>12.21</b>	<b>4,063.53</b>	<b>3,404.67</b>	<b>3,715.63</b>	<b>4.10</b>	<b>3.74</b>
9	<b>Micronesia</b>	<b>2,158.00</b>	<b>86.43</b>	<b>2.46</b>	<b>5,257.00</b>	<b>171.74</b>	<b>5.24</b>	<b>143.61</b>	<b>98.70</b>	<b>113.01</b>	<b>1.85</b>	<b>1.58</b>
10	<b>Papua New Guinea</b>	<b>8,799.33</b>	<b>371.60</b>	<b>10.59</b>	<b>789.00</b>	<b>57.59</b>	<b>1.73</b>	<b>-91.03</b>	<b>-84.50</b>	<b>-83.66</b>	<b>0.28</b>	<b>0.53</b>
11	<b>Solomon Islands</b>	<b>2,288.66</b>	<b>101.20</b>	<b>2.88</b>	<b>3,186.65</b>	<b>110.05</b>	<b>3.30</b>	<b>39.24</b>	<b>8.75</b>	<b>14.58</b>	<b>1.12</b>	<b>1.01</b>
12	<b>Vanuatu</b>	<b>24,132.13</b>	<b>944.20</b>	<b>26.84</b>	<b>39,458.18</b>	<b>1,424.86</b>	<b>42.94</b>	<b>63.51</b>	<b>50.91</b>	<b>59.99</b>	<b>13.88</b>	<b>13.14</b>
13	<b>Norway</b>	<b>0.00</b>	<b>0.00</b>	<b>0.00</b>	<b>0.00</b>	<b>0.00</b>	<b>0.00</b>	<b>0.00</b>	<b>0.00</b>	<b>0.00</b>	<b>0.00</b>	<b>0.00</b>
14	<b>Russian Federation</b>	<b>0.00</b>	<b>0.00</b>	<b>0.00</b>	<b>0.00</b>	<b>0.00</b>	<b>0.00</b>	<b>0.00</b>	<b>0.00</b>	<b>0.00</b>	<b>0.00</b>	<b>0.00</b>
15	<b>Faeroe Islands</b>	<b>0.00</b>	<b>0.00</b>	<b>0.00</b>	<b>0.00</b>	<b>0.00</b>	<b>0.00</b>	<b>0.00</b>	<b>0.00</b>	<b>0.00</b>	<b>0.00</b>	<b>0.00</b>
16	<b>South Africa</b>	<b>381.02</b>	<b>36.00</b>	<b>1.02</b>	<b>97.19</b>	<b>8.11</b>	<b>0.24</b>	<b>-74.49</b>	<b>-77.47</b>	<b>-76.47</b>	<b>0.03</b>	<b>0.07</b>
	<b>Others</b>	<b>9,150.18</b>	<b>556.76</b>	<b>15.79</b>	<b>13,757.77</b>	<b>782.97</b>	<b>23.66</b>	<b>50.36</b>	<b>40.63</b>	<b>49.84</b>	<b>4.84</b>	<b>7.22</b>
	<b>Total</b>	<b>245,707.50</b>	<b>10,279.28</b>	<b>292.09</b>	<b>284,309.33</b>	<b>10,846.20</b>	<b>327.65</b>	<b>15.71</b>	<b>5.52</b>	<b>12.17</b>	<b>100.00</b>	<b>100.00</b>

Source : Information and Communication Technology Center With Cooperation of The Customs Department

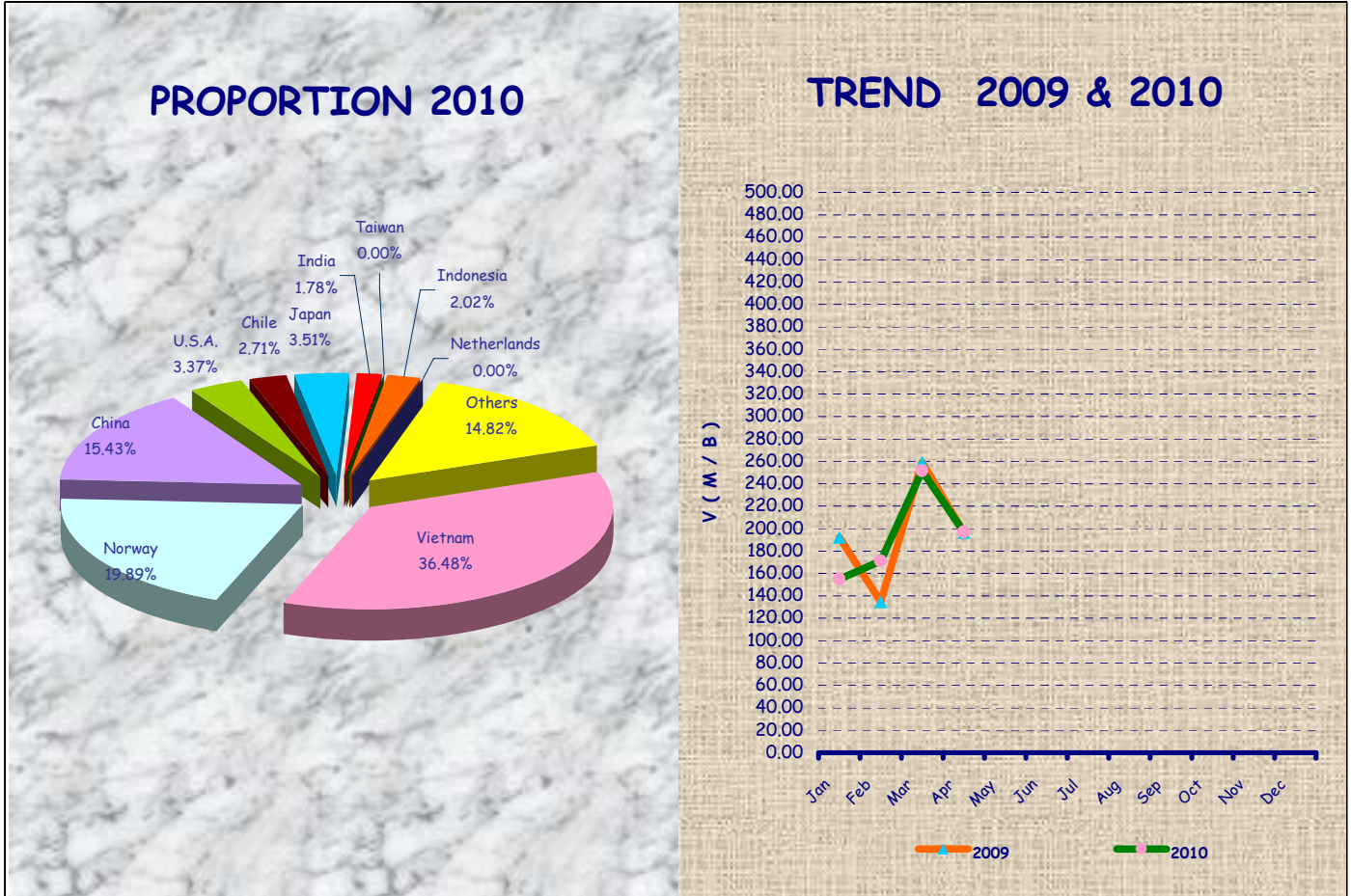
Information Center

Note : Preliminary Data

Thai Frozen Foods Association

# IMPORT FISH FILLETS OF THAILAND

January - April 2010



0304 & 03049900008 : เนื้อปลาสดแช่เย็นแช่แข็ง & เนื้อปลาสุก

NO.	COUNTRY	V ( M / B )		GROWTH RATE %	PROPORTION %
		2009	2010	2010	2010
1	Vietnam	334.18	282.46	-15.48	36.48
2	Norway	205.79	153.99	-25.17	19.89
3	China	51.75	119.45	130.82	15.43
4	U.S.A.	42.51	26.07	-38.67	3.37
5	Chile	30.10	20.95	-30.40	2.71
6	Japan	29.41	27.21	-7.48	3.51
7	India	10.50	13.78	31.24	1.78
8	Taiwan	9.76	0.00	-100.00	0.00
9	Indonesia	7.54	15.63	107.29	2.02
10	Netherlands	5.35	0.00	-100.00	0.00
<b>Total 10 Country</b>		<b>726.89</b>	<b>659.54</b>	<b>-9.27</b>	<b>85.18</b>
<b>OTHERS</b>		<b>55.98</b>	<b>114.76</b>	<b>105.00</b>	<b>14.82</b>
<b>TOTAL</b>		<b>782.87</b>	<b>774.30</b>	<b>-1.09</b>	<b>100.00</b>

Source : Information and Communication Technology Center with Cooperation of The Customs Department

Note : Preliminary Data

Information Center

Thai Frozen Foods Association

# Import Fresh, Chilled, Frozen Fish Fillets and Surimi of Thailand

0304 & 03049900008 : เนื้อปลาสดแช่เย็นแช่แข็ง & เนื้อปลาซูริมิ

Quantity : Ton  
Value : Million Baht  
Value : Million U.S.\$

NO.	COUNTRY	Jan - Apr 2009			Jan - Apr 2010			Growth Rate %			Proportion %	
		Q	V (M/B)	V (M/US.\$)	Q	V (M/B)	V (M/US.\$)	Jan - Apr 2010			Jan - Apr 2010	
								Q	V (M/B)	V (M/US.\$)	Q	V (M/B)
1	<b>Asia</b>	<b>4,386.17</b>	<b>452.64</b>	<b>12.86</b>	<b>5,845.19</b>	<b>516.74</b>	<b>15.65</b>	<b>33.26</b>	<b>14.16</b>	<b>21.70</b>	<b>81.87</b>	<b>66.74</b>
	China	451.63	51.75	1.48	1,362.05	119.45	3.62	201.59	130.82	144.59	19.08	15.43
	India	84.27	10.50	0.30	101.94	13.78	0.42	20.97	31.24	40.00	1.43	1.78
	Indonesia	100.85	7.54	0.21	197.33	15.63	0.47	95.67	107.29	123.81	2.76	2.02
	Japan	233.02	29.41	0.84	161.77	27.21	0.83	-30.58	-7.48	-1.19	2.27	3.51
	Myanmar	0.00	0.00	0.00	0.00	0.00	0.00	0.00	0.00	0.00	0.00	0.00
	Maldives	0.00	0.00	0.00	0.00	0.00	0.00	0.00	0.00	0.00	0.00	0.00
	Pakistan	0.01	0.00	0.00	0.00	0.00	0.00	0.00	0.00	0.00	0.00	0.00
	Philippines	20.94	3.59	0.10	16.55	3.29	0.10	-20.96	-8.36	0.00	0.23	0.42
	S. Korea	0.00	0.00	0.00	0.04	0.01	0.00	0.00	0.00	0.00	0.00	0.00
	Taiwan	69.75	9.76	0.28	0.00	0.00	0.00	-100.00	-100.00	-100.00	0.00	0.00
	Malaysia	20.03	4.06	0.12	448.38	38.75	1.17	2,138.54	854.43	875.00	6.28	5.00
	Singapore	12.20	1.85	0.05	130.76	12.69	0.39	971.80	585.95	680.00	1.83	1.64
	Vietnam	3,393.47	334.18	9.48	3,408.31	282.46	8.55	0.44	-15.48	-9.81	47.74	36.48
	<u>Others</u>	0.00	0.00	0.00	18.06	3.47	0.10	0.00	0.00	0.00	0.25	0.45
2	<b>Middle East</b>	<b>0.00</b>	<b>0.00</b>	<b>0.00</b>	<b>0.00</b>	<b>0.00</b>	<b>0.00</b>	<b>0.00</b>	<b>0.00</b>	<b>0.00</b>	<b>0.00</b>	<b>0.00</b>
	Oman	0.00	0.00	0.00	0.00	0.00	0.00	0.00	0.00	0.00	0.00	0.00
	Yemen	0.00	0.00	0.00	0.00	0.00	0.00	0.00	0.00	0.00	0.00	0.00
	<u>Others</u>	0.00	0.00	0.00	0.00	0.00	0.00	0.00	0.00	0.00	0.00	0.00
3	<b>U.S.A.</b>	<b>200.29</b>	<b>42.51</b>	<b>1.20</b>	<b>272.52</b>	<b>26.07</b>	<b>0.79</b>	<b>36.06</b>	<b>-38.67</b>	<b>-34.17</b>	<b>3.82</b>	<b>3.37</b>
4	<b>Chile</b>	<b>140.02</b>	<b>30.10</b>	<b>0.86</b>	<b>112.48</b>	<b>20.95</b>	<b>0.64</b>	<b>-19.67</b>	<b>-30.40</b>	<b>-25.58</b>	<b>1.58</b>	<b>2.71</b>
5	<b>EU ( 27 )</b>	<b>191.45</b>	<b>42.98</b>	<b>1.22</b>	<b>106.45</b>	<b>25.71</b>	<b>0.77</b>	<b>-44.40</b>	<b>-40.18</b>	<b>-36.89</b>	<b>1.49</b>	<b>3.32</b>
	Denmark	21.11	5.01	0.14	21.08	4.52	0.14	-0.14	-9.78	0.00	0.30	0.58
	Netherlands	21.79	5.35	0.15	0.00	0.00	0.00	-100.00	-100.00	-100.00	0.00	0.00
	Spain	0.00	0.00	0.00	0.00	0.00	0.00	0.00	0.00	0.00	0.00	0.00
	United Kingdom	0.36	0.19	0.01	0.00	0.00	0.00	-100.00	-100.00	-100.00	0.00	0.00
	<u>Others</u>	148.19	32.43	0.92	85.37	21.19	0.63	-42.39	-34.66	-31.52	1.20	2.74
6	<b>Australia</b>	<b>1.11</b>	<b>0.52</b>	<b>0.01</b>	<b>38.83</b>	<b>19.49</b>	<b>0.59</b>	<b>3,398.20</b>	<b>3,648.08</b>	<b>5,800.00</b>	<b>0.54</b>	<b>2.52</b>
7	<b>New Zealand</b>	<b>1.00</b>	<b>0.39</b>	<b>0.01</b>	<b>0.30</b>	<b>0.21</b>	<b>0.01</b>	<b>-70.00</b>	<b>-46.15</b>	<b>0.00</b>	<b>0.00</b>	<b>0.03</b>
8	<b>Marshall Islands</b>	<b>0.00</b>	<b>0.00</b>	<b>0.00</b>	<b>0.00</b>	<b>0.00</b>	<b>0.00</b>	<b>0.00</b>	<b>0.00</b>	<b>0.00</b>	<b>0.00</b>	<b>0.00</b>
9	<b>Micronesia</b>	<b>0.00</b>	<b>0.00</b>	<b>0.00</b>	<b>0.00</b>	<b>0.00</b>	<b>0.00</b>	<b>0.00</b>	<b>0.00</b>	<b>0.00</b>	<b>0.00</b>	<b>0.00</b>
10	<b>Papua New Guinea</b>	<b>0.00</b>	<b>0.00</b>	<b>0.00</b>	<b>0.00</b>	<b>0.00</b>	<b>0.00</b>	<b>0.00</b>	<b>0.00</b>	<b>0.00</b>	<b>0.00</b>	<b>0.00</b>
11	<b>Solomon Islands</b>	<b>0.00</b>	<b>0.00</b>	<b>0.00</b>	<b>0.00</b>	<b>0.00</b>	<b>0.00</b>	<b>0.00</b>	<b>0.00</b>	<b>0.00</b>	<b>0.00</b>	<b>0.00</b>
12	<b>Vanuatu</b>	<b>0.00</b>	<b>0.00</b>	<b>0.00</b>	<b>0.00</b>	<b>0.00</b>	<b>0.00</b>	<b>0.00</b>	<b>0.00</b>	<b>0.00</b>	<b>0.00</b>	<b>0.00</b>
13	<b>Norway</b>	<b>831.71</b>	<b>205.79</b>	<b>5.85</b>	<b>688.53</b>	<b>153.99</b>	<b>4.65</b>	<b>-17.22</b>	<b>-25.17</b>	<b>-20.51</b>	<b>9.64</b>	<b>19.89</b>
14	<b>Russian Federation</b>	<b>0.00</b>	<b>0.00</b>	<b>0.00</b>	<b>20.90</b>	<b>4.29</b>	<b>0.13</b>	<b>0.00</b>	<b>0.00</b>	<b>0.00</b>	<b>0.29</b>	<b>0.55</b>
15	<b>Faeroe Islands</b>	<b>0.00</b>	<b>0.00</b>	<b>0.00</b>	<b>0.00</b>	<b>0.00</b>	<b>0.00</b>	<b>0.00</b>	<b>0.00</b>	<b>0.00</b>	<b>0.00</b>	<b>0.00</b>
16	<b>South Africa</b>	<b>0.00</b>	<b>0.00</b>	<b>0.00</b>	<b>0.00</b>	<b>0.00</b>	<b>0.00</b>	<b>0.00</b>	<b>0.00</b>	<b>0.00</b>	<b>0.00</b>	<b>0.00</b>
	<b>Others</b>	<b>96.63</b>	<b>7.94</b>	<b>0.23</b>	<b>54.72</b>	<b>6.85</b>	<b>0.21</b>	<b>-43.37</b>	<b>-13.73</b>	<b>-8.70</b>	<b>0.77</b>	<b>0.88</b>
	<b>Total</b>	<b>5,848.38</b>	<b>782.87</b>	<b>22.24</b>	<b>7,139.92</b>	<b>774.30</b>	<b>23.44</b>	<b>22.08</b>	<b>-1.09</b>	<b>5.40</b>	<b>100.00</b>	<b>100.00</b>

Source : Information and Communication Technology Center With Cooperation of The Customs Department

Information Center

Note : Preliminary Data

Thai Frozen Foods Association

# Import Fresh, Chilled, Frozen Fish Fillets of Thailand

0304 : เนื้อปลาสดแช่เย็นแช่แข็ง

Quantity : Ton  
Value : Million Baht  
Value : Million U.S.\$

NO.	COUNTRY	Jan - Apr 2009			Jan - Apr 2010			Growth Rate %			Proportion %	
		Q	V (M/B)	V (M/US.\$)	Q	V (M/B)	V (M/US.\$)	Jan - Apr 2010			Jan - Apr 2010	
								Q	V (M/B)	V (M/US.\$)	Q	V (M/B)
1	<b>Asia</b>	<b>4,386.17</b>	<b>452.64</b>	<b>12.86</b>	<b>4,601.61</b>	<b>418.33</b>	<b>12.67</b>	<b>4.91</b>	<b>-7.58</b>	<b>-1.48</b>	<b>78.04</b>	<b>61.89</b>
	China	451.63	51.75	1.48	1,362.05	119.45	3.62	201.59	130.82	144.59	23.10	17.67
	India	84.27	10.50	0.30	83.90	13.28	0.40	-0.44	26.48	33.33	1.42	1.96
	Indonesia	100.85	7.54	0.21	197.33	15.63	0.47	95.67	107.29	123.81	3.35	2.31
	Japan	233.02	29.41	0.84	161.77	27.21	0.83	-30.58	-7.48	-1.19	2.74	4.03
	Myanmar	0.00	0.00	0.00	0.00	0.00	0.00	0.00	0.00	0.00	0.00	0.00
	Maldives	0.00	0.00	0.00	0.00	0.00	0.00	0.00	0.00	0.00	0.00	0.00
	Pakistan	0.01	0.00	0.00	0.00	0.00	0.00	-100.00	0.00	0.00	0.00	0.00
	Philippines	20.94	3.59	0.10	16.55	3.29	0.10	-20.96	-8.36	0.00	0.28	0.49
	S. Korea	0.00	0.00	0.00	0.04	0.01	0.00	0.00	0.00	0.00	0.00	0.00
	Taiwan	69.75	9.76	0.28	0.00	0.00	0.00	-100.00	-100.00	-100.00	0.00	0.00
	Malaysia	20.03	4.06	0.12	448.38	38.75	1.17	2,138.54	854.43	875.00	7.60	5.73
	Singapore	12.20	1.85	0.05	130.76	12.69	0.39	971.80	585.95	0.00	2.22	1.88
	Vietnam	3,393.47	334.18	9.48	2,182.77	184.56	5.59	-35.68	-44.77	-41.03	37.02	27.31
	<u>Others</u>	0.00	0.00	0.00	18.06	3.46	0.10	0.00	0.00	0.00	0.31	0.51
2	<b>Middle East</b>	<b>0.00</b>	<b>0.00</b>	<b>0.00</b>	<b>0.00</b>	<b>0.00</b>	<b>0.00</b>	<b>0.00</b>	<b>0.00</b>	<b>0.00</b>	<b>0.00</b>	<b>0.00</b>
	Oman	0.00	0.00	0.00	0.00	0.00	0.00	0.00	0.00	0.00	0.00	0.00
	Yemen	0.00	0.00	0.00	0.00	0.00	0.00	0.00	0.00	0.00	0.00	0.00
	<u>Others</u>	0.00	0.00	0.00	0.00	0.00	0.00	0.00	0.00	0.00	0.00	0.00
3	<b>U.S.A.</b>	<b>200.29</b>	<b>42.51</b>	<b>1.20</b>	<b>272.52</b>	<b>26.07</b>	<b>0.79</b>	<b>36.06</b>	<b>-38.67</b>	<b>-34.17</b>	<b>4.62</b>	<b>3.86</b>
4	<b>Chile</b>	<b>140.02</b>	<b>30.10</b>	<b>0.86</b>	<b>112.48</b>	<b>20.95</b>	<b>0.64</b>	<b>-19.67</b>	<b>-30.40</b>	<b>-25.58</b>	<b>1.91</b>	<b>3.10</b>
5	<b>EU ( 27 )</b>	<b>191.45</b>	<b>42.98</b>	<b>1.22</b>	<b>106.45</b>	<b>25.71</b>	<b>0.77</b>	<b>-44.40</b>	<b>-40.18</b>	<b>-36.89</b>	<b>1.81</b>	<b>3.80</b>
	Denmark	21.11	5.01	0.14	21.08	4.52	0.14	-0.14	-9.78	0.00	0.36	0.67
	Netherlands	21.79	5.35	0.15	0.00	0.00	0.00	-100.00	-100.00	-100.00	0.00	0.00
	Spain	0.00	0.00	0.00	0.00	0.00	0.00	0.00	0.00	0.00	0.00	0.00
	United Kingdom	0.36	0.19	0.01	0.00	0.00	0.00	-100.00	-100.00	-100.00	0.00	0.00
	<u>Others</u>	148.19	32.43	0.92	85.37	21.19	0.63	-42.39	-34.66	-31.52	1.45	3.14
6	<b>Australia</b>	<b>1.11</b>	<b>0.52</b>	<b>0.01</b>	<b>38.83</b>	<b>19.49</b>	<b>0.59</b>	<b>3,398.20</b>	<b>3,648.08</b>	<b>5,800.00</b>	<b>0.66</b>	<b>2.88</b>
7	<b>New Zealand</b>	<b>1.00</b>	<b>0.39</b>	<b>0.01</b>	<b>0.30</b>	<b>0.21</b>	<b>0.01</b>	<b>-70.00</b>	<b>-46.15</b>	<b>0.00</b>	<b>0.01</b>	<b>0.03</b>
8	<b>Marshall Islands</b>	<b>0.00</b>	<b>0.00</b>	<b>0.00</b>	<b>0.00</b>	<b>0.00</b>	<b>0.00</b>	<b>0.00</b>	<b>0.00</b>	<b>0.00</b>	<b>0.00</b>	<b>0.00</b>
9	<b>Micronesia</b>	<b>0.00</b>	<b>0.00</b>	<b>0.00</b>	<b>0.00</b>	<b>0.00</b>	<b>0.00</b>	<b>0.00</b>	<b>0.00</b>	<b>0.00</b>	<b>0.00</b>	<b>0.00</b>
10	<b>Papua New Guinea</b>	<b>0.00</b>	<b>0.00</b>	<b>0.00</b>	<b>0.00</b>	<b>0.00</b>	<b>0.00</b>	<b>0.00</b>	<b>0.00</b>	<b>0.00</b>	<b>0.00</b>	<b>0.00</b>
11	<b>Solomon Islands</b>	<b>0.00</b>	<b>0.00</b>	<b>0.00</b>	<b>0.00</b>	<b>0.00</b>	<b>0.00</b>	<b>0.00</b>	<b>0.00</b>	<b>0.00</b>	<b>0.00</b>	<b>0.00</b>
12	<b>Vanuatu</b>	<b>0.00</b>	<b>0.00</b>	<b>0.00</b>	<b>0.00</b>	<b>0.00</b>	<b>0.00</b>	<b>0.00</b>	<b>0.00</b>	<b>0.00</b>	<b>0.00</b>	<b>0.00</b>
13	<b>Norway</b>	<b>831.71</b>	<b>205.79</b>	<b>5.85</b>	<b>688.53</b>	<b>153.99</b>	<b>4.65</b>	<b>-17.22</b>	<b>-25.17</b>	<b>-20.51</b>	<b>11.68</b>	<b>22.78</b>
14	<b>Russian Federation</b>	<b>0.00</b>	<b>0.00</b>	<b>0.00</b>	<b>20.90</b>	<b>4.29</b>	<b>0.13</b>	<b>0.00</b>	<b>0.00</b>	<b>0.00</b>	<b>0.35</b>	<b>0.63</b>
15	<b>Faeroe Islands</b>	<b>0.00</b>	<b>0.00</b>	<b>0.00</b>	<b>0.00</b>	<b>0.00</b>	<b>0.00</b>	<b>0.00</b>	<b>0.00</b>	<b>0.00</b>	<b>0.00</b>	<b>0.00</b>
16	<b>South Africa</b>	<b>0.00</b>	<b>0.00</b>	<b>0.00</b>	<b>0.00</b>	<b>0.00</b>	<b>0.00</b>	<b>0.00</b>	<b>0.00</b>	<b>0.00</b>	<b>0.00</b>	<b>0.00</b>
	<b>Others</b>	<b>96.63</b>	<b>7.94</b>	<b>0.23</b>	<b>54.72</b>	<b>6.85</b>	<b>0.21</b>	<b>-43.37</b>	<b>-13.73</b>	<b>-8.70</b>	<b>0.93</b>	<b>1.01</b>
	<b>Total</b>	<b>5,848.38</b>	<b>782.87</b>	<b>22.24</b>	<b>5,896.34</b>	<b>675.89</b>	<b>20.46</b>	<b>0.82</b>	<b>-13.67</b>	<b>-8.00</b>	<b>100.00</b>	<b>100.00</b>

Source : Information and Communication Technology Center With Cooperation of The Customs Department

Information Center

Note : Preliminary Data

Thai Frozen Foods Association

# Import Fresh, Chilled, Frozen Surimi of Thailand

0304990008 : เนื้อปลาสุริมิ

Quantity : Ton  
Value : Million Baht  
Value : Million U.S.\$

NO.	COUNTRY	Jan - Apr 2009			Jan - Apr 2010			Growth Rate %			Proportion %	
		Q	V (M/B)	V (M/US.\$)	Q	V (M/B)	V (M/US.\$)	Jan - Apr 2010			Jan - Apr 2010	
								Q	V (M/B)	V (M/US.\$)	Q	V (M/B)
1	<b>Asia</b>	<b>0.00</b>	<b>0.00</b>	<b>0.00</b>	<b>1,243.58</b>	<b>98.41</b>	<b>2.98</b>	<b>0.00</b>	<b>0.00</b>	<b>0.00</b>	<b>100.00</b>	<b>100.00</b>
	China	0.00	0.00	0.00	0.00	0.00	0.00	0.00	0.00	0.00	0.00	0.00
	India	0.00	0.00	0.00	18.04	0.50	0.02	0.00	0.00	0.00	1.45	0.51
	Indonesia	0.00	0.00	0.00	0.00	0.00	0.00	0.00	0.00	0.00	0.00	0.00
	Japan	0.00	0.00	0.00	0.00	0.00	0.00	0.00	0.00	0.00	0.00	0.00
	Myanmar	0.00	0.00	0.00	0.00	0.00	0.00	0.00	0.00	0.00	0.00	0.00
	Maldives	0.00	0.00	0.00	0.00	0.00	0.00	0.00	0.00	0.00	0.00	0.00
	Pakistan	0.00	0.00	0.00	0.00	0.00	0.00	0.00	0.00	0.00	0.00	0.00
	Philippines	0.00	0.00	0.00	0.00	0.00	0.00	0.00	0.00	0.00	0.00	0.00
	S. Korea	0.00	0.00	0.00	0.00	0.00	0.00	0.00	0.00	0.00	0.00	0.00
	Taiwan	0.00	0.00	0.00	0.00	0.00	0.00	0.00	0.00	0.00	0.00	0.00
	Malaysia	0.00	0.00	0.00	0.00	0.00	0.00	0.00	0.00	0.00	0.00	0.00
	Singapore	0.00	0.00	0.00	0.00	0.00	0.00	0.00	0.00	0.00	0.00	0.00
	Vietnam	0.00	0.00	0.00	1,225.54	97.90	2.96	0.00	0.00	0.00	98.55	99.48
	<u>Others</u>	0.00	0.00	0.00	0.00	0.01	0.00	0.00	0.00	0.00	0.00	0.00
2	<b>Middle East</b>	<b>0.00</b>	<b>0.00</b>	<b>0.00</b>	<b>0.00</b>	<b>0.00</b>	<b>0.00</b>	<b>0.00</b>	<b>0.00</b>	<b>0.00</b>	<b>0.00</b>	<b>0.00</b>
	Oman	0.00	0.00	0.00	0.00	0.00	0.00	0.00	0.00	0.00	0.00	0.00
	Yemen	0.00	0.00	0.00	0.00	0.00	0.00	0.00	0.00	0.00	0.00	0.00
	<u>Others</u>	0.00	0.00	0.00	0.00	0.00	0.00	0.00	0.00	0.00	0.00	0.00
3	<b>U.S.A.</b>	<b>0.00</b>	<b>0.00</b>	<b>0.00</b>	<b>0.00</b>	<b>0.00</b>	<b>0.00</b>	<b>0.00</b>	<b>0.00</b>	<b>0.00</b>	<b>0.00</b>	<b>0.00</b>
4	<b>Chile</b>	<b>0.00</b>	<b>0.00</b>	<b>0.00</b>	<b>0.00</b>	<b>0.00</b>	<b>0.00</b>	<b>0.00</b>	<b>0.00</b>	<b>0.00</b>	<b>0.00</b>	<b>0.00</b>
5	<b>EU ( 27 )</b>	<b>0.00</b>	<b>0.00</b>	<b>0.00</b>	<b>0.00</b>	<b>0.00</b>	<b>0.00</b>	<b>0.00</b>	<b>0.00</b>	<b>0.00</b>	<b>0.00</b>	<b>0.00</b>
	Denmark	0.00	0.00	0.00	0.00	0.00	0.00	0.00	0.00	0.00	0.00	0.00
	Netherlands	0.00	0.00	0.00	0.00	0.00	0.00	0.00	0.00	0.00	0.00	0.00
	Spain	0.00	0.00	0.00	0.00	0.00	0.00	0.00	0.00	0.00	0.00	0.00
	United Kingdom	0.00	0.00	0.00	0.00	0.00	0.00	0.00	0.00	0.00	0.00	0.00
	<u>Others</u>	0.00	0.00	0.00	0.00	0.00	0.00	0.00	0.00	0.00	0.00	0.00
6	<b>Australia</b>	<b>0.00</b>	<b>0.00</b>	<b>0.00</b>	<b>0.00</b>	<b>0.00</b>	<b>0.00</b>	<b>0.00</b>	<b>0.00</b>	<b>0.00</b>	<b>0.00</b>	<b>0.00</b>
7	<b>New Zealand</b>	<b>0.00</b>	<b>0.00</b>	<b>0.00</b>	<b>0.00</b>	<b>0.00</b>	<b>0.00</b>	<b>0.00</b>	<b>0.00</b>	<b>0.00</b>	<b>0.00</b>	<b>0.00</b>
8	<b>Marshall Islands</b>	<b>0.00</b>	<b>0.00</b>	<b>0.00</b>	<b>0.00</b>	<b>0.00</b>	<b>0.00</b>	<b>0.00</b>	<b>0.00</b>	<b>0.00</b>	<b>0.00</b>	<b>0.00</b>
9	<b>Micronesia</b>	<b>0.00</b>	<b>0.00</b>	<b>0.00</b>	<b>0.00</b>	<b>0.00</b>	<b>0.00</b>	<b>0.00</b>	<b>0.00</b>	<b>0.00</b>	<b>0.00</b>	<b>0.00</b>
10	<b>Papua New Guinea</b>	<b>0.00</b>	<b>0.00</b>	<b>0.00</b>	<b>0.00</b>	<b>0.00</b>	<b>0.00</b>	<b>0.00</b>	<b>0.00</b>	<b>0.00</b>	<b>0.00</b>	<b>0.00</b>
11	<b>Solomon Islands</b>	<b>0.00</b>	<b>0.00</b>	<b>0.00</b>	<b>0.00</b>	<b>0.00</b>	<b>0.00</b>	<b>0.00</b>	<b>0.00</b>	<b>0.00</b>	<b>0.00</b>	<b>0.00</b>
12	<b>Vanuatu</b>	<b>0.00</b>	<b>0.00</b>	<b>0.00</b>	<b>0.00</b>	<b>0.00</b>	<b>0.00</b>	<b>0.00</b>	<b>0.00</b>	<b>0.00</b>	<b>0.00</b>	<b>0.00</b>
13	<b>Norway</b>	<b>0.00</b>	<b>0.00</b>	<b>0.00</b>	<b>0.00</b>	<b>0.00</b>	<b>0.00</b>	<b>0.00</b>	<b>0.00</b>	<b>0.00</b>	<b>0.00</b>	<b>0.00</b>
14	<b>Russian Federation</b>	<b>0.00</b>	<b>0.00</b>	<b>0.00</b>	<b>0.00</b>	<b>0.00</b>	<b>0.00</b>	<b>0.00</b>	<b>0.00</b>	<b>0.00</b>	<b>0.00</b>	<b>0.00</b>
15	<b>Faeroe Islands</b>	<b>0.00</b>	<b>0.00</b>	<b>0.00</b>	<b>0.00</b>	<b>0.00</b>	<b>0.00</b>	<b>0.00</b>	<b>0.00</b>	<b>0.00</b>	<b>0.00</b>	<b>0.00</b>
16	<b>South Africa</b>	<b>0.00</b>	<b>0.00</b>	<b>0.00</b>	<b>0.00</b>	<b>0.00</b>	<b>0.00</b>	<b>0.00</b>	<b>0.00</b>	<b>0.00</b>	<b>0.00</b>	<b>0.00</b>
	<b>Others</b>	<b>0.00</b>	<b>0.00</b>	<b>0.00</b>	<b>0.00</b>	<b>0.00</b>	<b>0.00</b>	<b>0.00</b>	<b>0.00</b>	<b>0.00</b>	<b>0.00</b>	<b>0.00</b>
	<b>Total</b>	<b>0.00</b>	<b>0.00</b>	<b>0.00</b>	<b>1,243.58</b>	<b>98.41</b>	<b>2.98</b>	<b>0.00</b>	<b>0.00</b>	<b>0.00</b>	<b>100.00</b>	<b>100.00</b>

Source : Information and Communication Technology Center With Cooperation of The Customs Department

Information Center

Note : Preliminary Data

Thai Frozen Foods Association