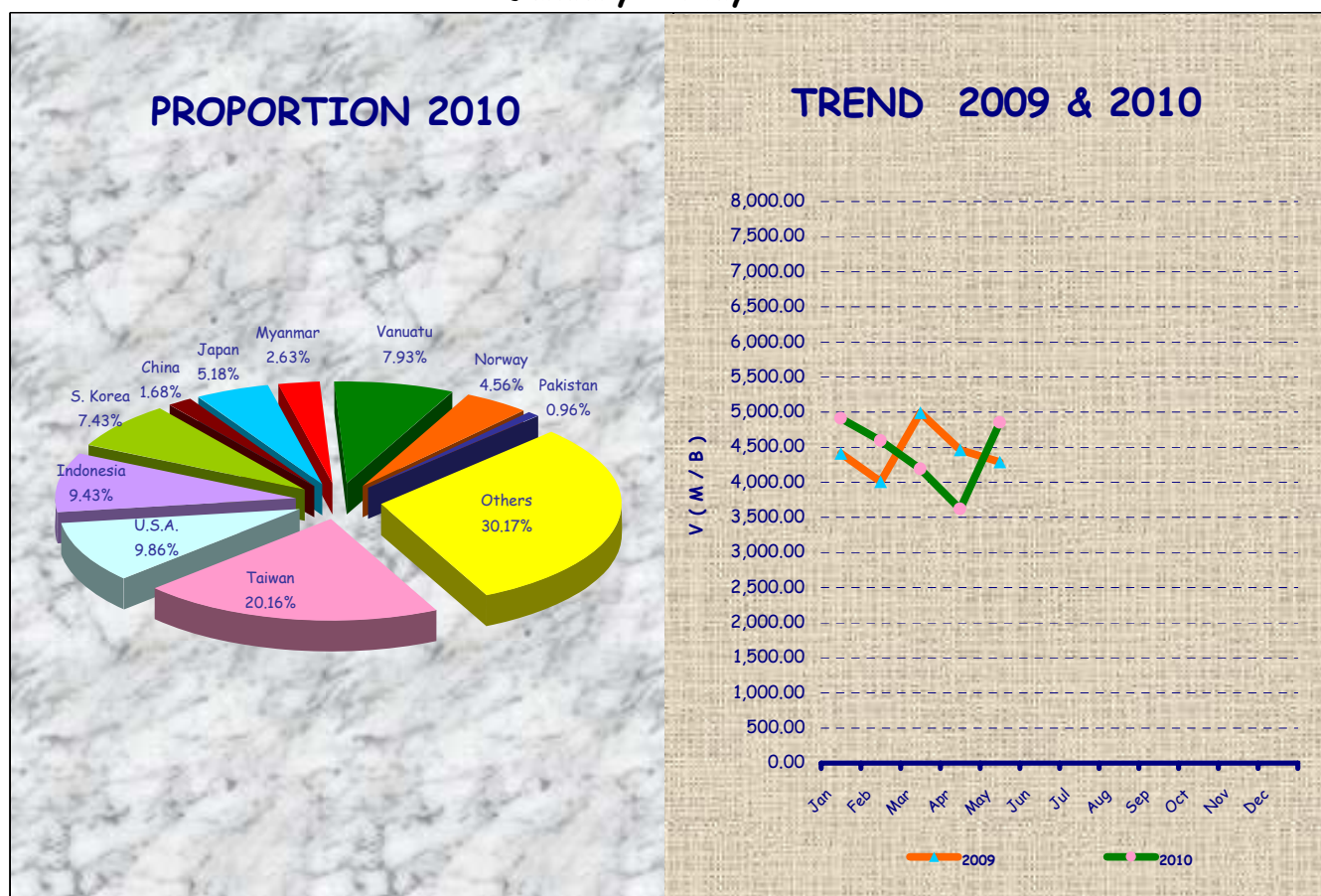


# TOTAL IMPORT FISH OF THAILAND

January - May 2010



0302 / 0303 & 0304 : ปลาสดแช่เย็นแช่แข็ง & ปลาหุงนึ่งแช่เย็นแช่แข็ง & เนื้อปลาสดแช่เย็นแช่แข็ง

NO.	COUNTRY	V ( M / B )		GROWTH RATE %	PROPORTION %
		2009	2010	2010	2010
1	Taiwan	3,039.28	4,468.90	47.04	20.16
2	U.S.A.	2,892.64	2,185.62	-24.44	9.86
3	Indonesia	1,718.78	2,090.66	21.64	9.43
4	S. Korea	1,783.27	1,646.16	-7.69	7.43
5	China	1,273.30	371.79	-70.80	1.68
6	Japan	1,222.98	1,147.95	-6.14	5.18
7	Myanmar	1,117.41	583.68	-47.76	2.63
8	Vanuatu	1,099.99	1,758.63	59.88	7.93
9	Norway	889.92	1,010.27	13.52	4.56
10	Pakistan	964.88	213.08	-77.92	0.96
<b>Total 10 Country</b>		<b>16,002.45</b>	<b>15,476.74</b>	<b>-3.29</b>	<b>69.83</b>
<b>OTHERS</b>		<b>6,162.09</b>	<b>6,687.56</b>	<b>8.53</b>	<b>30.17</b>
<b>TOTAL</b>		<b>22,164.54</b>	<b>22,164.30</b>	<b>0.00</b>	<b>100.00</b>

Source : Information and Communication Technology Center with Cooperation of The Customs Department

Information Center

Note : Preliminary Data

Thai Frozen Foods Association

# Import Fresh, Chilled, Frozen Total Fish of Thailand

0302 / 0303 & 0304 : ปลาสดแช่เย็นแช่แข็ง & ปลาหนุ่มาสดแช่เย็นแช่แข็ง & เนื้อปลาสดแช่เย็นแช่แข็ง

Quantity : Ton  
Value : Million Baht  
Value : Million US.\$

NO.	COUNTRY	Jan - May 2009			Jan - May 2010			Growth Rate %			Proportion %	
		Q	V (M/B)	V (M/US.\$)	Q	V (M/B)	V (M/US.\$)	Jan May 2010			Jan - May 2010	
								Q	V (M/B)	V (M/US.\$)	Q	V (M/B)
1	<b>Asia</b>	<b>382,237.25</b>	<b>12,617.03</b>	<b>357.60</b>	<b>383,225.15</b>	<b>12,463.51</b>	<b>378.61</b>	<b>0.26</b>	<b>-1.22</b>	<b>5.88</b>	<b>65.98</b>	<b>56.23</b>
	China	33,123.81	1,273.30	36.11	8,262.51	371.79	11.26	-75.06	-70.80	-68.82	1.42	1.68
	India	4,997.16	154.84	4.41	20,346.72	638.16	19.28	307.17	312.14	337.19	3.50	2.88
	Indonesia	73,165.12	1,718.78	48.67	98,924.65	2,090.66	63.58	35.21	21.64	30.63	17.03	9.43
	Japan	28,239.72	1,222.98	34.71	22,408.68	1,147.95	34.93	-20.65	-6.14	0.63	3.86	5.18
	Myanmar	73,648.69	1,117.41	31.67	43,458.32	583.68	17.72	-40.99	-47.76	-44.05	7.48	2.63
	Maldives	7,323.73	252.77	7.19	8,775.90	319.70	9.70	19.83	26.48	34.91	1.51	1.44
	Pakistan	21,658.79	964.88	27.32	5,679.60	213.08	6.52	-73.78	-77.92	-76.13	0.98	0.96
	Philippines	10,236.22	451.14	12.84	4,961.83	225.26	6.89	-51.53	-50.07	-46.34	0.85	1.02
	S. Korea	46,908.52	1,783.27	50.34	46,062.21	1,646.16	49.90	-1.80	-7.69	-0.87	7.93	7.43
	Taiwan	72,185.60	3,039.28	86.30	112,497.53	4,468.90	135.80	55.84	47.04	57.36	19.37	20.16
	Malaysia	4,494.94	112.39	3.17	3,467.09	151.50	4.63	-22.87	34.80	46.06	0.60	0.68
	Singapore	339.61	43.42	1.22	1,102.49	142.71	4.32	224.63	228.67	254.10	0.19	0.64
	Vietnam	4,417.71	425.63	12.05	5,546.86	401.69	12.21	25.56	-5.62	1.33	0.96	1.81
	<u>Others</u>	1,497.63	56.94	1.60	1,730.76	62.27	1.87	15.57	9.36	16.88	0.30	0.28
2	<b>Middle East</b>	<b>3,771.79</b>	<b>81.31</b>	<b>2.29</b>	<b>5,821.24</b>	<b>166.06</b>	<b>5.05</b>	<b>54.34</b>	<b>104.23</b>	<b>120.52</b>	<b>1.00</b>	<b>0.75</b>
	Oman	2,199.36	50.21	1.42	2,785.64	101.17	3.06	26.66	101.49	115.49	0.48	0.46
	Yemen	1,547.39	30.06	0.84	3,035.60	64.89	1.99	96.18	115.87	136.90	0.52	0.29
	<u>Others</u>	25.04	1.04	0.03	0.00	0.00	0.00	-100.00	-100.00	-100.00	0.00	0.00
3	<b>U.S.A.</b>	<b>66,665.46</b>	<b>2,892.64</b>	<b>81.94</b>	<b>55,163.37</b>	<b>2,185.62</b>	<b>66.28</b>	<b>-17.25</b>	<b>-24.44</b>	<b>-19.11</b>	<b>9.50</b>	<b>9.86</b>
4	<b>Chile</b>	<b>4,158.57</b>	<b>736.08</b>	<b>20.95</b>	<b>5,210.88</b>	<b>970.58</b>	<b>29.57</b>	<b>25.30</b>	<b>31.86</b>	<b>41.15</b>	<b>0.90</b>	<b>4.38</b>
5	<b>EU ( 27 )</b>	<b>27,251.96</b>	<b>1,217.62</b>	<b>34.34</b>	<b>19,662.16</b>	<b>849.66</b>	<b>25.87</b>	<b>-27.85</b>	<b>-30.22</b>	<b>-24.67</b>	<b>3.39</b>	<b>3.83</b>
	Denmark	329.25	46.64	1.33	524.18	70.41	2.14	59.20	50.96	60.90	0.09	0.32
	Netherlands	8,469.52	271.83	7.67	3,749.21	124.37	3.78	-55.73	-54.25	-50.72	0.65	0.56
	Spain	12,625.84	537.16	15.11	7,265.43	326.17	9.94	-42.46	-39.28	-34.22	1.25	1.47
	United Kingdom	435.71	41.46	1.18	223.16	25.50	0.77	-48.78	-38.49	-34.75	0.04	0.12
	<u>Others</u>	5,391.64	320.53	9.05	7,900.18	303.21	9.24	46.53	-5.40	2.10	1.36	1.37
6	<b>Australia</b>	<b>501.43</b>	<b>62.91</b>	<b>1.79</b>	<b>445.38</b>	<b>82.11</b>	<b>2.50</b>	<b>-11.18</b>	<b>30.52</b>	<b>39.66</b>	<b>0.08</b>	<b>0.37</b>
7	<b>New Zealand</b>	<b>3,155.12</b>	<b>154.20</b>	<b>4.35</b>	<b>4,681.45</b>	<b>169.55</b>	<b>5.14</b>	<b>48.38</b>	<b>9.95</b>	<b>18.16</b>	<b>0.81</b>	<b>0.76</b>
8	<b>Marshall Islands</b>	<b>3,201.45</b>	<b>124.19</b>	<b>3.48</b>	<b>15,062.85</b>	<b>560.96</b>	<b>17.02</b>	<b>370.50</b>	<b>351.69</b>	<b>389.08</b>	<b>2.59</b>	<b>2.53</b>
9	<b>Micronesia</b>	<b>2,158.00</b>	<b>86.43</b>	<b>2.46</b>	<b>7,142.00</b>	<b>241.02</b>	<b>7.38</b>	<b>230.95</b>	<b>178.86</b>	<b>200.00</b>	<b>1.23</b>	<b>1.09</b>
10	<b>Papua New Guinea</b>	<b>11,123.33</b>	<b>468.43</b>	<b>13.30</b>	<b>1,148.39</b>	<b>91.36</b>	<b>2.77</b>	<b>-89.68</b>	<b>-80.50</b>	<b>-79.17</b>	<b>0.20</b>	<b>0.41</b>
11	<b>Solomon Islands</b>	<b>4,044.93</b>	<b>167.59</b>	<b>4.74</b>	<b>6,671.65</b>	<b>247.37</b>	<b>7.55</b>	<b>64.94</b>	<b>47.60</b>	<b>59.28</b>	<b>1.15</b>	<b>1.12</b>
12	<b>Vanuatu</b>	<b>28,091.13</b>	<b>1,099.99</b>	<b>31.21</b>	<b>46,894.74</b>	<b>1,758.63</b>	<b>53.25</b>	<b>66.94</b>	<b>59.88</b>	<b>70.62</b>	<b>8.07</b>	<b>7.93</b>
13	<b>Norway</b>	<b>5,508.53</b>	<b>889.92</b>	<b>25.28</b>	<b>5,818.71</b>	<b>1,010.27</b>	<b>30.58</b>	<b>5.63</b>	<b>13.52</b>	<b>20.97</b>	<b>1.00</b>	<b>4.56</b>
14	<b>Russian Federation</b>	<b>2,163.32</b>	<b>191.26</b>	<b>5.41</b>	<b>643.40</b>	<b>91.56</b>	<b>2.76</b>	<b>-70.26</b>	<b>-52.13</b>	<b>-48.98</b>	<b>0.11</b>	<b>0.41</b>
15	<b>Faeroe Islands</b>	<b>443.84</b>	<b>90.51</b>	<b>2.55</b>	<b>342.87</b>	<b>77.95</b>	<b>2.35</b>	<b>-22.75</b>	<b>-13.88</b>	<b>-7.84</b>	<b>0.06</b>	<b>0.35</b>
16	<b>South Africa</b>	<b>904.20</b>	<b>70.03</b>	<b>1.97</b>	<b>455.56</b>	<b>37.01</b>	<b>1.14</b>	<b>-49.62</b>	<b>-47.15</b>	<b>-42.13</b>	<b>0.08</b>	<b>0.17</b>
	<b>Others</b>	<b>28,989.51</b>	<b>1,214.40</b>	<b>34.42</b>	<b>22,406.07</b>	<b>1,161.07</b>	<b>35.23</b>	<b>-22.71</b>	<b>-4.39</b>	<b>2.35</b>	<b>3.86</b>	<b>5.24</b>
	<b>Total</b>	<b>574,369.82</b>	<b>22,164.54</b>	<b>628.08</b>	<b>580,795.87</b>	<b>22,164.30</b>	<b>673.05</b>	<b>1.12</b>	<b>0.00</b>	<b>7.16</b>	<b>100.00</b>	<b>100.00</b>

Source : Information and Communication Technology Center With Cooperation of The Customs Department

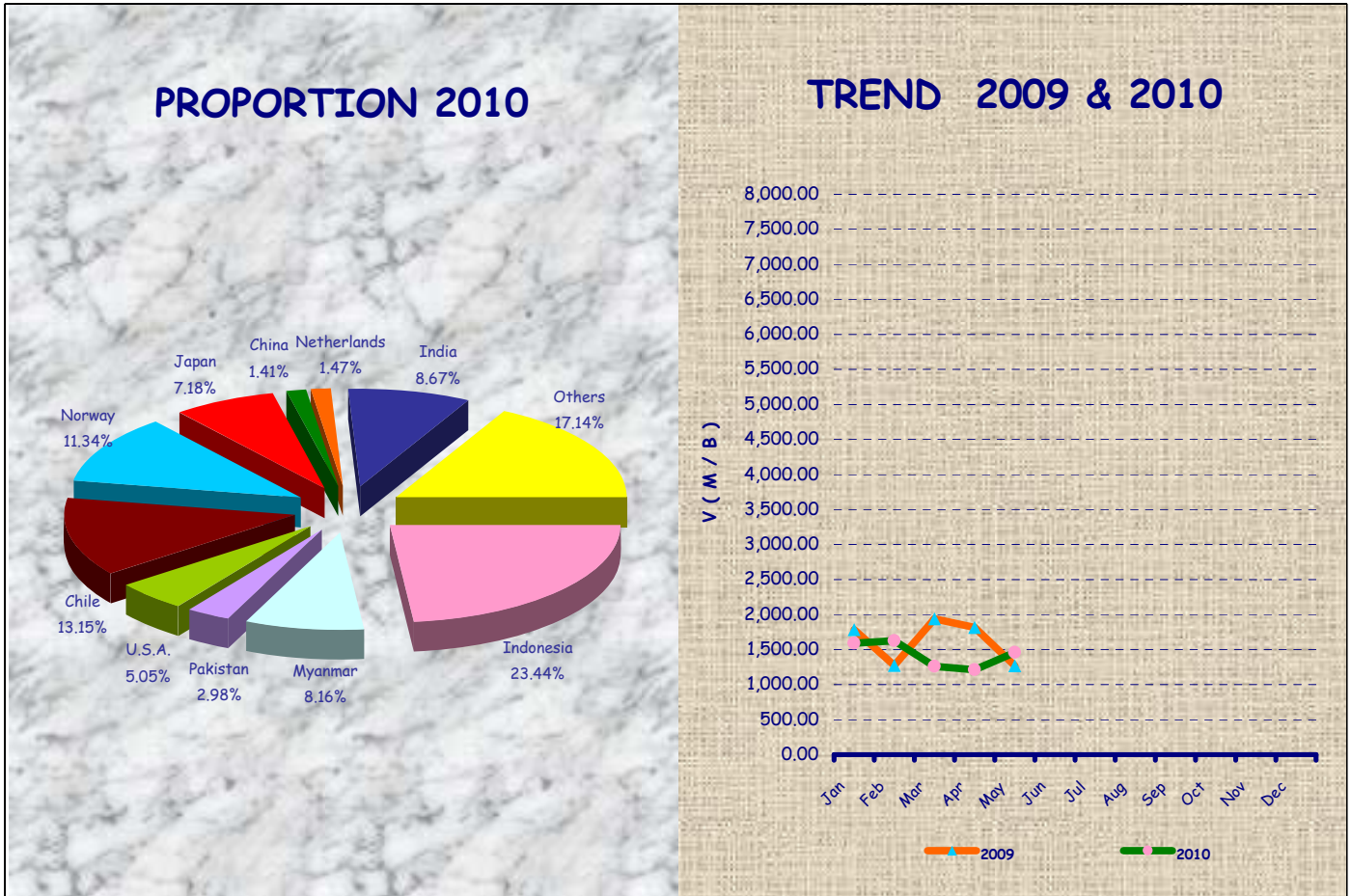
Information Center

Note : Preliminary Data

Thai Frozen Foods Association

# IMPORT FISH OF THAILAND

January - May 2010



## 0302 / 0303 : ปลาสดแช่เย็นแช่แข็ง

NO.	COUNTRY	V ( M / B )		GROWTH RATE %	PROPORTION %
		2009	2010	2010	2010
1	Indonesia	1,199.58	1,675.81	39.70	23.44
2	Myanmar	1,117.41	583.68	-47.76	8.16
3	Pakistan	963.98	213.08	-77.90	2.98
4	U.S.A.	676.17	361.35	-46.56	5.05
5	Chile	705.94	940.15	33.18	13.15
6	Norway	661.49	810.91	22.59	11.34
7	Japan	609.79	513.05	-15.86	7.18
8	China	334.47	100.55	-69.94	1.41
9	Netherlands	226.95	105.12	-53.68	1.47
10	India	120.56	619.91	414.19	8.67
<b>Total 10 Country</b>		<b>6,616.34</b>	<b>5,923.61</b>	<b>-10.47</b>	<b>82.86</b>
<b>OTHERS</b>		<b>1,469.12</b>	<b>1,225.09</b>	<b>-16.61</b>	<b>17.14</b>
<b>TOTAL</b>		<b>8,085.46</b>	<b>7,148.70</b>	<b>-11.59</b>	<b>100.00</b>

Source : Information and Communication Technology Center with Cooperation of The Customs Department

Information Center

Note : Preliminary Data

Thai Frozen Foods Association

# Import Fresh, Chilled, Frozen Fish of Thailand

0302 / 0303 : ปลาสดแช่เย็นแช่แข็ง

Quantity : Ton  
Value : Million Baht  
Value : Million US.\$

NO.	COUNTRY	Jan - May 2009			Jan - May 2010			Growth Rate %			Proportion %	
		Q	V (M/B)	V (M/US.\$)	Q	V (M/B)	V (M/US.\$)	Jan - May 2010			Jan - May 2010	
								Q	V (M/B)	V (M/US.\$)	Q	V (M/B)
1	<b>Asia</b>	<b>196,530.37</b>	<b>4,661.41</b>	<b>132.10</b>	<b>176,971.77</b>	<b>3,964.05</b>	<b>120.37</b>	<b>-9.95</b>	<b>-14.96</b>	<b>-8.88</b>	<b>81.82</b>	<b>55.45</b>
	China	10,721.80	334.47	9.50	2,874.84	100.55	3.04	-73.19	-69.94	-68.00	1.33	1.41
	India	4,326.14	120.56	3.44	20,110.76	619.91	18.72	364.87	414.19	444.19	9.30	8.67
	Indonesia	60,523.12	1,199.58	33.96	88,848.24	1,675.81	50.97	46.80	39.70	50.09	41.08	23.44
	Japan	14,817.82	609.79	17.31	9,783.62	513.05	15.58	-33.97	-15.86	-9.99	4.52	7.18
	Myanmar	73,648.69	1,117.41	31.67	43,458.32	583.68	17.72	-40.99	-47.76	-44.05	20.09	8.16
	Maldives	0.00	0.00	0.00	0.00	0.00	0.00	0.00	0.00	0.00	0.00	0.00
	Pakistan	21,648.24	963.98	27.30	5,679.60	213.08	6.52	-73.76	-77.90	-76.12	2.63	2.98
	Philippines	57.46	7.08	0.20	10.23	1.19	0.04	-82.20	-83.19	-80.00	0.00	0.02
	S. Korea	2,469.98	76.86	2.18	89.75	4.37	0.13	-96.37	-94.31	-94.04	0.04	0.06
	Taiwan	2,362.98	51.79	1.47	1,609.02	41.00	1.24	-31.91	-20.83	-15.65	0.74	0.57
	Malaysia	4,128.33	82.75	2.33	2,218.85	59.67	1.83	-46.25	-27.89	-21.46	1.03	0.83
	Singapore	217.72	29.86	0.84	525.19	91.47	2.76	141.22	206.33	228.57	0.24	1.28
	Vietnam	114.31	10.48	0.30	83.41	6.55	0.20	-27.03	-37.50	-33.33	0.04	0.09
	<u>Others</u>	1,493.78	56.80	1.60	1,679.94	53.72	1.62	12.46	-5.42	1.25	0.78	0.75
2	<b>Middle East</b>	<b>3,726.25</b>	<b>79.79</b>	<b>2.25</b>	<b>5,821.24</b>	<b>166.06</b>	<b>5.05</b>	<b>56.22</b>	<b>108.12</b>	<b>124.44</b>	<b>2.69</b>	<b>2.32</b>
	Oman	2,189.34	49.89	1.41	2,785.64	101.17	3.06	27.24	102.79	117.02	1.29	1.42
	Yemen	1,511.87	28.86	0.81	3,035.60	64.89	1.99	100.78	124.84	145.68	1.40	0.91
	<u>Others</u>	25.04	1.04	0.03	0.00	0.00	0.00	-100.00	-100.00	-100.00	0.00	0.00
3	<b>U.S.A.</b>	<b>12,644.17</b>	<b>676.17</b>	<b>19.12</b>	<b>5,313.56</b>	<b>361.35</b>	<b>10.94</b>	<b>-57.98</b>	<b>-46.56</b>	<b>-42.78</b>	<b>2.46</b>	<b>5.05</b>
4	<b>Chile</b>	<b>4,018.15</b>	<b>705.94</b>	<b>20.09</b>	<b>5,034.00</b>	<b>940.15</b>	<b>28.64</b>	<b>25.28</b>	<b>33.18</b>	<b>42.56</b>	<b>2.33</b>	<b>13.15</b>
5	<b>EU ( 27 )</b>	<b>8,573.09</b>	<b>389.83</b>	<b>11.03</b>	<b>11,354.34</b>	<b>463.44</b>	<b>14.11</b>	<b>32.44</b>	<b>18.88</b>	<b>27.92</b>	<b>5.25</b>	<b>6.48</b>
	Denmark	308.14	41.63	1.19	503.10	65.89	2.00	63.27	58.28	68.07	0.23	0.92
	Netherlands	7,422.73	226.95	6.41	3,297.27	105.12	3.19	-55.58	-53.68	-50.23	1.52	1.47
	Spain	4.74	0.79	0.02	26.48	5.07	0.16	458.65	541.77	700.00	0.01	0.07
	United Kingdom	435.35	41.27	1.17	223.16	25.50	0.77	-48.74	-38.21	-34.19	0.10	0.36
	<u>Others</u>	402.13	79.19	2.24	7,304.33	261.86	7.99	1,716.41	230.67	256.70	3.38	3.66
6	<b>Australia</b>	<b>430.61</b>	<b>55.80</b>	<b>1.58</b>	<b>320.87</b>	<b>50.88</b>	<b>1.55</b>	<b>-25.48</b>	<b>-8.82</b>	<b>-1.90</b>	<b>0.15</b>	<b>0.71</b>
7	<b>New Zealand</b>	<b>93.30</b>	<b>15.65</b>	<b>0.44</b>	<b>90.73</b>	<b>9.35</b>	<b>0.28</b>	<b>-2.75</b>	<b>-40.26</b>	<b>-36.36</b>	<b>0.04</b>	<b>0.13</b>
8	<b>Marshall Islands</b>	<b>0.00</b>	<b>0.00</b>	<b>0.00</b>	<b>0.00</b>	<b>0.00</b>	<b>0.00</b>	<b>0.00</b>	<b>0.00</b>	<b>0.00</b>	<b>0.00</b>	<b>0.00</b>
9	<b>Micronesia</b>	<b>0.00</b>	<b>0.00</b>	<b>0.00</b>	<b>0.00</b>	<b>0.00</b>	<b>0.00</b>	<b>0.00</b>	<b>0.00</b>	<b>0.00</b>	<b>0.00</b>	<b>0.00</b>
10	<b>Papua New Guinea</b>	<b>0.00</b>	<b>0.00</b>	<b>0.00</b>	<b>0.00</b>	<b>0.00</b>	<b>0.00</b>	<b>0.00</b>	<b>0.00</b>	<b>0.00</b>	<b>0.00</b>	<b>0.00</b>
11	<b>Solomon Islands</b>	<b>0.00</b>	<b>0.00</b>	<b>0.00</b>	<b>0.00</b>	<b>0.00</b>	<b>0.00</b>	<b>0.00</b>	<b>0.00</b>	<b>0.00</b>	<b>0.00</b>	<b>0.00</b>
12	<b>Vanuatu</b>	<b>0.00</b>	<b>0.00</b>	<b>0.00</b>	<b>0.00</b>	<b>0.00</b>	<b>0.00</b>	<b>0.00</b>	<b>0.00</b>	<b>0.00</b>	<b>0.00</b>	<b>0.00</b>
13	<b>Norway</b>	<b>4,570.63</b>	<b>661.49</b>	<b>18.80</b>	<b>4,908.13</b>	<b>810.91</b>	<b>24.53</b>	<b>7.38</b>	<b>22.59</b>	<b>30.48</b>	<b>2.27</b>	<b>11.34</b>
14	<b>Russian Federation</b>	<b>2,163.32</b>	<b>191.26</b>	<b>5.41</b>	<b>622.50</b>	<b>87.27</b>	<b>2.63</b>	<b>-71.22</b>	<b>-54.37</b>	<b>-51.39</b>	<b>0.29</b>	<b>1.22</b>
15	<b>Faeroe Islands</b>	<b>443.84</b>	<b>90.51</b>	<b>2.55</b>	<b>342.87</b>	<b>77.95</b>	<b>2.35</b>	<b>-22.75</b>	<b>-13.88</b>	<b>-7.84</b>	<b>0.16</b>	<b>1.09</b>
16	<b>South Africa</b>	<b>245.73</b>	<b>7.20</b>	<b>0.20</b>	<b>0.02</b>	<b>0.00</b>	<b>0.00</b>	<b>-99.99</b>	<b>-100.00</b>	<b>-100.00</b>	<b>0.00</b>	<b>0.00</b>
	<b>Others</b>	<b>17,828.02</b>	<b>550.41</b>	<b>15.62</b>	<b>5,511.48</b>	<b>217.29</b>	<b>6.60</b>	<b>-69.09</b>	<b>-60.52</b>	<b>-57.75</b>	<b>2.55</b>	<b>3.04</b>
	<b>Total</b>	<b>251,267.48</b>	<b>8,085.46</b>	<b>229.19</b>	<b>216,291.51</b>	<b>7,148.70</b>	<b>217.05</b>	<b>-13.92</b>	<b>-11.59</b>	<b>-5.30</b>	<b>100.00</b>	<b>100.00</b>

Source : Information and Communication Technology Center With Cooperation of The Customs Department

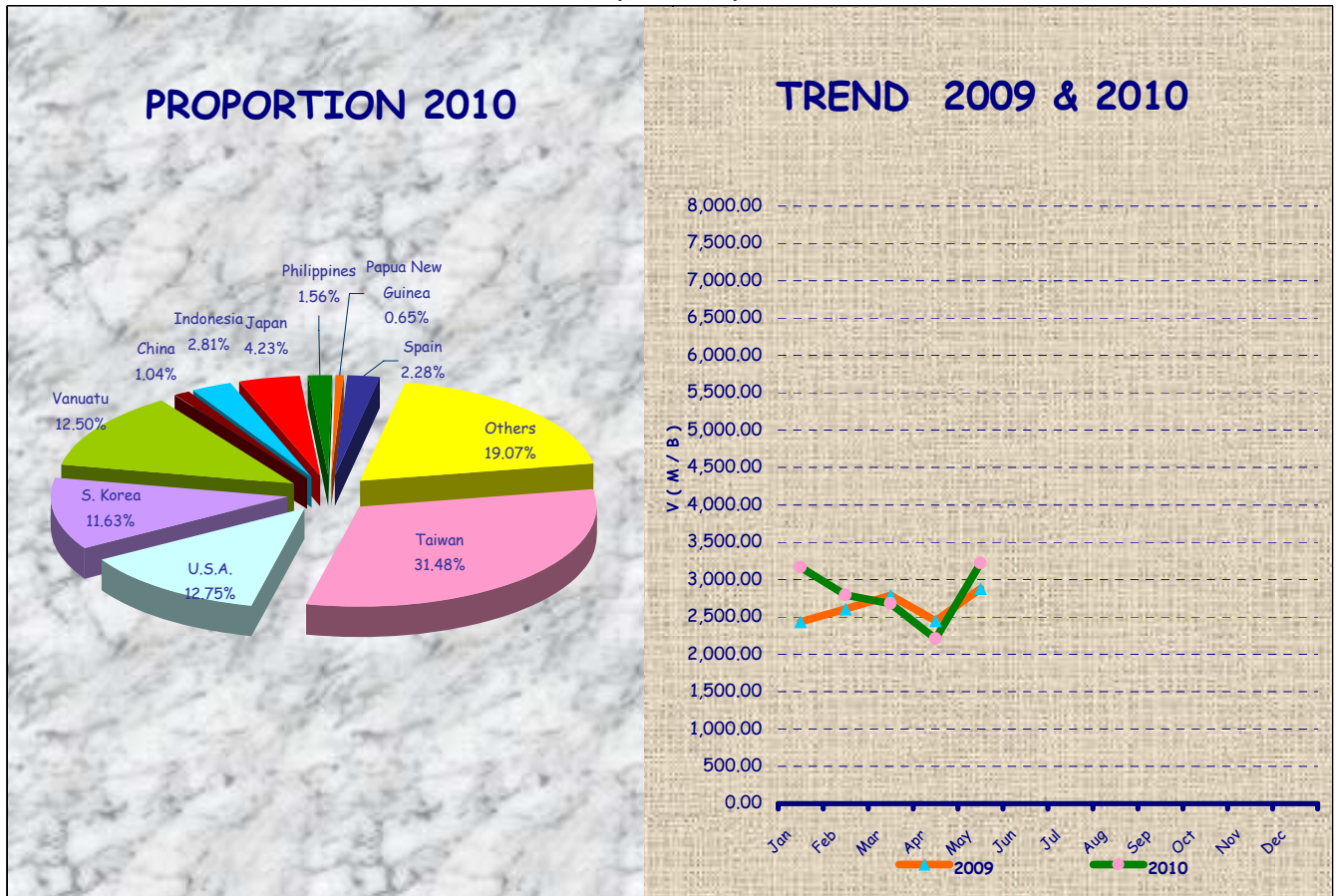
Information Center

Note : Preliminary Data

Thai Frozen Foods Association

# IMPORT TUNA OF THAILAND

January - May 2010



0302 / 0303 : ปลาทูน่าสดแช่เย็นแช่แข็ง

NO.	COUNTRY	V ( M / B )		GROWTH RATE %	PROPORTION %
		2009	2010	2010	2010
1	Taiwan	2,977.73	4,427.90	48.70	31.48
2	U.S.A.	2,168.08	1,793.29	-17.29	12.75
3	S. Korea	1,706.41	1,635.85	-4.13	11.63
4	Vanuatu	1,099.99	1,758.63	59.88	12.50
5	China	872.56	146.04	-83.26	1.04
6	Indonesia	511.20	394.89	-22.75	2.81
7	Japan	582.65	594.33	2.00	4.23
8	Philippines	440.47	218.93	-50.30	1.56
9	Papua New Guinea	468.43	91.36	-80.50	0.65
10	Spain	536.37	321.10	-40.13	2.28
<b>Total 10 Country</b>		<b>11,363.89</b>	<b>11,382.32</b>	<b>0.16</b>	<b>80.93</b>
<b>OTHERS</b>		<b>1,795.59</b>	<b>2,682.36</b>	<b>49.39</b>	<b>19.07</b>
<b>TOTAL</b>		<b>13,159.48</b>	<b>14,064.68</b>	<b>6.88</b>	<b>100.00</b>

Source : Information and Communication Technology Center with Cooperation of The Customs Department

Note : Preliminary Data

Information Center

Thai Frozen Foods Association

# Import Fresh, Chilled, Frozen Tuna of Thailand

0302 / 0303 : ปลาทูน่าสดแช่เย็นแช่แข็ง

Quantity : Ton  
Value : Million Baht  
Value : Million US.\$

NO.	COUNTRY	Jan - May 2009			Jan - May 2010			Growth Rate %			Proportion %	
		Q	V (M/B)	V (M/US.\$)	Q	V (M/B)	V (M/US.\$)	Jan - May 2010			Jan - May 2010	
								Q	V (M/B)	V (M/US.\$)	Q	V (M/B)
1	<b>Asia</b>	<b>180,473.29</b>	<b>7,403.83</b>	<b>209.87</b>	<b>199,144.19</b>	<b>7,872.71</b>	<b>239.20</b>	<b>10.35</b>	<b>6.33</b>	<b>13.98</b>	<b>55.98</b>	<b>55.98</b>
	China	21,876.17	872.56	24.73	3,981.51	146.04	4.43	-81.80	-83.26	-82.09	1.12	1.04
	India	586.75	23.78	0.67	134.02	4.47	0.14	-77.16	-81.20	-79.10	0.04	0.03
	Indonesia	12,538.70	511.20	14.48	9,832.23	394.89	12.00	-21.58	-22.75	-17.13	2.76	2.81
	Japan	13,186.90	582.65	16.53	12,391.58	594.33	18.11	-6.03	2.00	9.56	3.48	4.23
	Myanmar	0.00	0.00	0.00	0.00	0.00	0.00	0.00	0.00	0.00	0.00	0.00
	Maldives	7,323.73	252.77	7.19	8,775.90	319.70	9.70	19.83	26.48	34.91	2.47	2.27
	Pakistan	10.53	0.89	0.02	0.00	0.00	0.00	-100.00	-100.00	-100.00	0.00	0.00
	Philippines	10,157.82	440.47	12.54	4,925.40	218.93	6.69	-51.51	-50.30	-46.65	1.38	1.56
	S. Korea	44,438.54	1,706.41	48.16	45,879.46	1,635.85	49.59	3.24	-4.13	2.97	12.90	11.63
	Taiwan	69,752.86	2,977.73	84.55	110,888.51	4,427.90	134.56	58.97	48.70	59.15	31.17	31.48
	Malaysia	314.39	20.37	0.58	669.86	42.71	1.31	113.07	109.67	125.86	0.19	0.30
	Singapore	69.00	6.71	0.19	421.45	37.00	1.13	510.80	451.42	494.74	0.12	0.26
	Vietnam	214.05	8.15	0.23	1,239.38	50.62	1.54	479.01	521.10	569.57	0.35	0.36
	<u>Others</u>	3.85	0.14	0.00	4.89	0.27	0.00	27.01	92.86	0.00	0.00	0.00
2	<b>Middle East</b>	<b>45.54</b>	<b>1.52</b>	<b>0.04</b>	<b>0.00</b>	<b>0.00</b>	<b>0.00</b>	<b>-100.00</b>	<b>-100.00</b>	<b>-100.00</b>	<b>0.00</b>	<b>0.00</b>
	Oman	10.02	0.32	0.01	0.00	0.00	0.00	-100.00	-100.00	-100.00	0.00	0.00
	Yemen	35.52	1.20	0.03	0.00	0.00	0.00	-100.00	-100.00	-100.00	0.00	0.00
	<u>Others</u>	0.00	0.00	0.00	0.00	0.00	0.00	0.00	0.00	0.00	0.00	0.00
3	<b>U.S.A.</b>	<b>53,773.86</b>	<b>2,168.08</b>	<b>61.46</b>	<b>49,508.86</b>	<b>1,793.29</b>	<b>54.40</b>	<b>-7.93</b>	<b>-17.29</b>	<b>-11.49</b>	<b>13.92</b>	<b>12.75</b>
4	<b>Chile</b>	<b>0.00</b>	<b>0.00</b>	<b>0.00</b>	<b>22.70</b>	<b>1.99</b>	<b>0.06</b>	<b>0.00</b>	<b>0.00</b>	<b>0.00</b>	<b>0.01</b>	<b>0.01</b>
5	<b>EU ( 27 )</b>	<b>18,444.91</b>	<b>775.85</b>	<b>21.84</b>	<b>8,201.36</b>	<b>360.50</b>	<b>10.99</b>	<b>-55.54</b>	<b>-53.53</b>	<b>-49.68</b>	<b>2.31</b>	<b>2.56</b>
	Denmark	0.00	0.00	0.00	0.00	0.00	0.00	0.00	0.00	0.00	0.00	0.00
	Netherlands	1,025.00	39.53	1.11	451.94	19.25	0.59	-55.91	-51.30	-46.85	0.13	0.14
	Spain	12,621.10	536.37	15.09	7,238.95	321.10	9.78	-42.64	-40.13	-35.19	2.04	2.28
	United Kingdom	0.00	0.00	0.00	0.00	0.00	0.00	0.00	0.00	0.00	0.00	0.00
	<u>Others</u>	4,798.81	199.95	5.64	510.47	20.15	0.62	-89.36	-89.92	-89.01	0.14	0.14
6	<b>Australia</b>	<b>69.58</b>	<b>6.53</b>	<b>0.19</b>	<b>52.67</b>	<b>4.62</b>	<b>0.14</b>	<b>-24.30</b>	<b>-29.25</b>	<b>-26.32</b>	<b>0.01</b>	<b>0.03</b>
7	<b>New Zealand</b>	<b>3,060.82</b>	<b>138.16</b>	<b>3.90</b>	<b>4,590.42</b>	<b>159.99</b>	<b>4.85</b>	<b>49.97</b>	<b>15.80</b>	<b>24.36</b>	<b>1.29</b>	<b>1.14</b>
8	<b>Marshall Islands</b>	<b>3,201.45</b>	<b>124.19</b>	<b>3.48</b>	<b>15,062.85</b>	<b>560.96</b>	<b>17.02</b>	<b>370.50</b>	<b>351.69</b>	<b>389.08</b>	<b>4.23</b>	<b>3.99</b>
9	<b>Micronesia</b>	<b>2,158.00</b>	<b>86.43</b>	<b>2.46</b>	<b>7,142.00</b>	<b>241.02</b>	<b>7.38</b>	<b>230.95</b>	<b>178.86</b>	<b>200.00</b>	<b>2.01</b>	<b>1.71</b>
10	<b>Papua New Guinea</b>	<b>11,123.33</b>	<b>468.43</b>	<b>13.30</b>	<b>1,148.39</b>	<b>91.36</b>	<b>2.77</b>	<b>-89.68</b>	<b>-80.50</b>	<b>-79.17</b>	<b>0.32</b>	<b>0.65</b>
11	<b>Solomon Islands</b>	<b>4,044.93</b>	<b>167.59</b>	<b>4.74</b>	<b>6,671.65</b>	<b>247.37</b>	<b>7.55</b>	<b>64.94</b>	<b>47.60</b>	<b>59.28</b>	<b>1.88</b>	<b>1.76</b>
12	<b>Vanuatu</b>	<b>28,091.13</b>	<b>1,099.99</b>	<b>31.21</b>	<b>46,894.74</b>	<b>1,758.63</b>	<b>53.25</b>	<b>66.94</b>	<b>59.88</b>	<b>70.62</b>	<b>13.18</b>	<b>12.50</b>
13	<b>Norway</b>	<b>0.00</b>	<b>0.00</b>	<b>0.00</b>	<b>0.00</b>	<b>0.00</b>	<b>0.00</b>	<b>0.00</b>	<b>0.00</b>	<b>0.00</b>	<b>0.00</b>	<b>0.00</b>
14	<b>Russian Federation</b>	<b>0.00</b>	<b>0.00</b>	<b>0.00</b>	<b>0.00</b>	<b>0.00</b>	<b>0.00</b>	<b>0.00</b>	<b>0.00</b>	<b>0.00</b>	<b>0.00</b>	<b>0.00</b>
15	<b>Faeroe Islands</b>	<b>0.00</b>	<b>0.00</b>	<b>0.00</b>	<b>0.00</b>	<b>0.00</b>	<b>0.00</b>	<b>0.00</b>	<b>0.00</b>	<b>0.00</b>	<b>0.00</b>	<b>0.00</b>
16	<b>South Africa</b>	<b>658.47</b>	<b>62.83</b>	<b>1.77</b>	<b>455.54</b>	<b>37.01</b>	<b>1.14</b>	<b>-30.82</b>	<b>-41.10</b>	<b>-35.59</b>	<b>0.13</b>	<b>0.26</b>
	<b>Others</b>	<b>11,064.86</b>	<b>656.05</b>	<b>18.57</b>	<b>16,816.48</b>	<b>935.23</b>	<b>28.37</b>	<b>51.98</b>	<b>42.55</b>	<b>52.77</b>	<b>4.73</b>	<b>6.65</b>
	<b>Total</b>	<b>316,210.17</b>	<b>13,159.48</b>	<b>372.83</b>	<b>355,711.85</b>	<b>14,064.68</b>	<b>427.12</b>	<b>12.49</b>	<b>6.88</b>	<b>14.56</b>	<b>100.00</b>	<b>100.00</b>

Source : Information and Communication Technology Center With Cooperation of The Customs Department

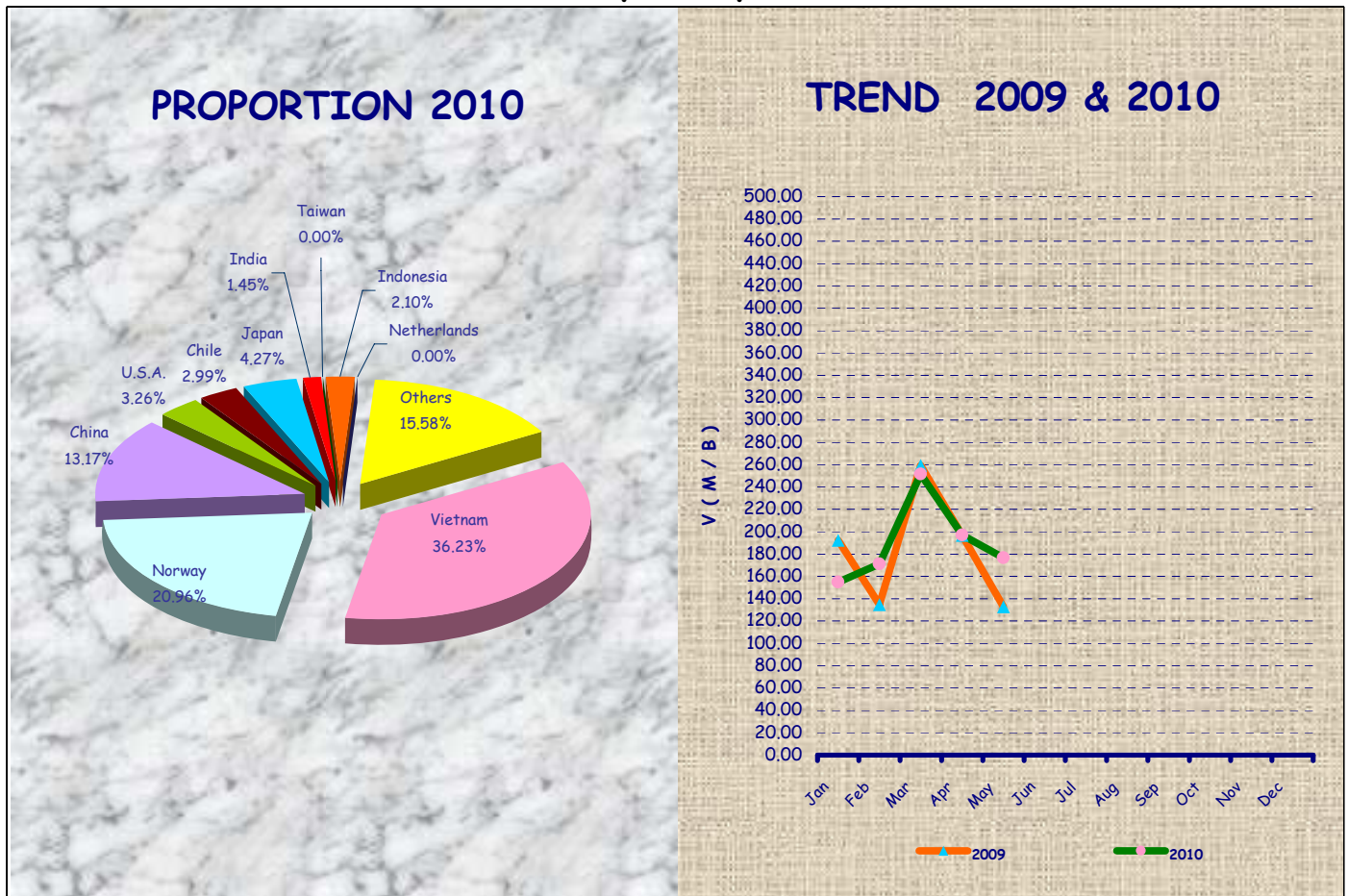
Information Center

Note : Preliminary Data

Thai Frozen Foods Association

# IMPORT FISH FILLETS OF THAILAND

January - May 2010



0304 & 03049900008 : เนื้อปลาสดแช่เย็นแช่แข็ง & เนื้อปลาซูริมิ

NO.	COUNTRY	V ( M / B )		GROWTH RATE %	PROPORTION %
		2009	2010	2010	2010
1	Vietnam	407.00	344.52	-15.35	36.23
2	Norway	228.43	199.36	-12.73	20.96
3	China	66.27	125.20	88.92	13.17
4	U.S.A.	48.39	30.98	-35.98	3.26
5	Chile	30.14	28.44	-5.64	2.99
6	Japan	30.54	40.57	32.84	4.27
7	India	10.50	13.78	31.24	1.45
8	Taiwan	9.76	0.00	-100.00	0.00
9	Indonesia	8.00	19.96	149.50	2.10
10	Netherlands	5.35	0.00	-100.00	0.00
<b>Total 10 Country</b>		<b>844.38</b>	<b>802.81</b>	<b>-4.92</b>	<b>84.42</b>
<b>OTHERS</b>		<b>75.22</b>	<b>148.11</b>	<b>96.90</b>	<b>15.58</b>
<b>TOTAL</b>		<b>919.60</b>	<b>950.92</b>	<b>3.41</b>	<b>100.00</b>

Source : Information and Communication Technology Center with Cooperation of The Customs Department

Information Center

Note : Preliminary Data

Thai Frozen Foods Association

# Import Fresh, Chilled, Frozen Fish Fillets and Surimi of Thailand

0304 & 03049900008 : เนื้อปลาสดแช่เย็นแช่แข็ง & เนื้อปลาซูริมิ

Quantity : Ton  
Value : Million Baht  
Value : Million U.S.\$

NO.	COUNTRY	Jan - May 2009			Jan - May 2010			Growth Rate %			Proportion %	
		Q	V (M/B)	V (M/US.\$)	Q	V (M/B)	V (M/US.\$)	Jan - May 2010			Jan - May 2010	
								Q	V (M/B)	V (M/US.\$)	Q	V (M/B)
1	<b>Asia</b>	<b>5,233.59</b>	<b>551.79</b>	<b>15.63</b>	<b>7,109.19</b>	<b>626.75</b>	<b>19.04</b>	<b>35.84</b>	<b>13.58</b>	<b>21.82</b>	<b>80.86</b>	<b>65.91</b>
	China	525.84	66.27	1.88	1,406.16	125.20	3.79	167.41	88.92	101.60	15.99	13.17
	India	84.27	10.50	0.30	101.94	13.78	0.42	20.97	31.24	40.00	1.16	1.45
	Indonesia	103.30	8.00	0.23	244.18	19.96	0.61	136.38	149.50	165.22	2.78	2.10
	Japan	235.00	30.54	0.87	233.48	40.57	1.24	-0.65	32.84	42.53	2.66	4.27
	Myanmar	0.00	0.00	0.00	0.00	0.00	0.00	0.00	0.00	0.00	0.00	0.00
	Maldives	0.00	0.00	0.00	0.00	0.00	0.00	0.00	0.00	0.00	0.00	0.00
	Pakistan	0.02	0.01	0.00	0.00	0.00	0.00	0.00	0.00	0.00	0.00	0.00
	Philippines	20.94	3.59	0.10	26.20	5.14	0.16	25.12	43.18	60.00	0.30	0.54
	S. Korea	0.00	0.00	0.00	93.00	5.94	0.18	0.00	0.00	0.00	1.06	0.62
	Taiwan	69.76	9.76	0.28	0.00	0.00	0.00	-100.00	-100.00	-100.00	0.00	0.00
	Malaysia	52.22	9.27	0.26	578.38	49.12	1.49	1,007.58	429.88	473.08	6.58	5.17
	Singapore	52.89	6.85	0.19	155.85	14.24	0.43	194.67	107.88	126.32	1.77	1.50
	Vietnam	4,089.35	407.00	11.52	4,224.07	344.52	10.47	3.29	-15.35	-9.11	48.04	36.23
	<u>Others</u>	0.00	0.00	0.00	45.93	8.28	0.25	0.00	0.00	0.00	0.52	0.87
2	<b>Middle East</b>	<b>0.00</b>	<b>0.00</b>	<b>0.00</b>	<b>0.00</b>	<b>0.00</b>	<b>0.00</b>	<b>0.00</b>	<b>0.00</b>	<b>0.00</b>	<b>0.00</b>	<b>0.00</b>
	Oman	0.00	0.00	0.00	0.00	0.00	0.00	0.00	0.00	0.00	0.00	0.00
	Yemen	0.00	0.00	0.00	0.00	0.00	0.00	0.00	0.00	0.00	0.00	0.00
	<u>Others</u>	0.00	0.00	0.00	0.00	0.00	0.00	0.00	0.00	0.00	0.00	0.00
3	<b>U.S.A.</b>	<b>247.43</b>	<b>48.39</b>	<b>1.36</b>	<b>340.95</b>	<b>30.98</b>	<b>0.94</b>	<b>37.80</b>	<b>-35.98</b>	<b>-30.88</b>	<b>3.88</b>	<b>3.26</b>
4	<b>Chile</b>	<b>140.42</b>	<b>30.14</b>	<b>0.86</b>	<b>154.18</b>	<b>28.44</b>	<b>0.87</b>	<b>9.80</b>	<b>-5.64</b>	<b>1.16</b>	<b>1.75</b>	<b>2.99</b>
5	<b>EU ( 27 )</b>	<b>233.96</b>	<b>51.94</b>	<b>1.47</b>	<b>106.46</b>	<b>25.72</b>	<b>0.77</b>	<b>-54.50</b>	<b>-50.48</b>	<b>-47.62</b>	<b>1.21</b>	<b>2.70</b>
	Denmark	21.11	5.01	0.14	21.08	4.52	0.14	-0.14	-9.78	0.00	0.24	0.48
	Netherlands	21.79	5.35	0.15	0.00	0.00	0.00	-100.00	-100.00	-100.00	0.00	0.00
	Spain	0.00	0.00	0.00	0.00	0.00	0.00	0.00	0.00	0.00	0.00	0.00
	United Kingdom	0.36	0.19	0.01	0.00	0.00	0.00	-100.00	-100.00	-100.00	0.00	0.00
	<u>Others</u>	190.70	41.39	1.17	85.38	21.20	0.63	-55.23	-48.78	-46.15	0.97	2.23
6	<b>Australia</b>	<b>1.24</b>	<b>0.58</b>	<b>0.02</b>	<b>71.84</b>	<b>26.61</b>	<b>0.81</b>	<b>5,693.55</b>	<b>4,487.93</b>	<b>3,950.00</b>	<b>0.82</b>	<b>2.80</b>
7	<b>New Zealand</b>	<b>1.00</b>	<b>0.39</b>	<b>0.01</b>	<b>0.30</b>	<b>0.21</b>	<b>0.01</b>	<b>-70.00</b>	<b>-46.15</b>	<b>0.00</b>	<b>0.00</b>	<b>0.02</b>
8	<b>Marshall Islands</b>	<b>0.00</b>	<b>0.00</b>	<b>0.00</b>	<b>0.00</b>	<b>0.00</b>	<b>0.00</b>	<b>0.00</b>	<b>0.00</b>	<b>0.00</b>	<b>0.00</b>	<b>0.00</b>
9	<b>Micronesia</b>	<b>0.00</b>	<b>0.00</b>	<b>0.00</b>	<b>0.00</b>	<b>0.00</b>	<b>0.00</b>	<b>0.00</b>	<b>0.00</b>	<b>0.00</b>	<b>0.00</b>	<b>0.00</b>
10	<b>Papua New Guinea</b>	<b>0.00</b>	<b>0.00</b>	<b>0.00</b>	<b>0.00</b>	<b>0.00</b>	<b>0.00</b>	<b>0.00</b>	<b>0.00</b>	<b>0.00</b>	<b>0.00</b>	<b>0.00</b>
11	<b>Solomon Islands</b>	<b>0.00</b>	<b>0.00</b>	<b>0.00</b>	<b>0.00</b>	<b>0.00</b>	<b>0.00</b>	<b>0.00</b>	<b>0.00</b>	<b>0.00</b>	<b>0.00</b>	<b>0.00</b>
12	<b>Vanuatu</b>	<b>0.00</b>	<b>0.00</b>	<b>0.00</b>	<b>0.00</b>	<b>0.00</b>	<b>0.00</b>	<b>0.00</b>	<b>0.00</b>	<b>0.00</b>	<b>0.00</b>	<b>0.00</b>
13	<b>Norway</b>	<b>937.90</b>	<b>228.43</b>	<b>6.48</b>	<b>910.58</b>	<b>199.36</b>	<b>6.05</b>	<b>-2.91</b>	<b>-12.73</b>	<b>-6.64</b>	<b>10.36</b>	<b>20.96</b>
14	<b>Russian Federation</b>	<b>0.00</b>	<b>0.00</b>	<b>0.00</b>	<b>20.90</b>	<b>4.29</b>	<b>0.13</b>	<b>0.00</b>	<b>0.00</b>	<b>0.00</b>	<b>0.24</b>	<b>0.45</b>
15	<b>Faeroe Islands</b>	<b>0.00</b>	<b>0.00</b>	<b>0.00</b>	<b>0.00</b>	<b>0.00</b>	<b>0.00</b>	<b>0.00</b>	<b>0.00</b>	<b>0.00</b>	<b>0.00</b>	<b>0.00</b>
16	<b>South Africa</b>	<b>0.00</b>	<b>0.00</b>	<b>0.00</b>	<b>0.00</b>	<b>0.00</b>	<b>0.00</b>	<b>0.00</b>	<b>0.00</b>	<b>0.00</b>	<b>0.00</b>	<b>0.00</b>
	<b>Others</b>	<b>96.63</b>	<b>7.94</b>	<b>0.23</b>	<b>78.11</b>	<b>8.55</b>	<b>0.26</b>	<b>-19.17</b>	<b>7.68</b>	<b>13.04</b>	<b>0.89</b>	<b>0.90</b>
	<b>Total</b>	<b>6,892.17</b>	<b>919.60</b>	<b>26.06</b>	<b>8,792.51</b>	<b>950.92</b>	<b>28.88</b>	<b>27.57</b>	<b>3.41</b>	<b>10.82</b>	<b>100.00</b>	<b>100.00</b>

Source : Information and Communication Technology Center With Cooperation of The Customs Department

Information Center

Note : Preliminary Data

Thai Frozen Foods Association

# Import Fresh, Chilled, Frozen Fish Fillets of Thailand

0304 : เนื้อปลาสดแช่เย็นแช่แข็ง

Quantity : Ton  
Value : Million Baht  
Value : Million U.S.\$

NO.	COUNTRY	Jan - May 2009			Jan - May 2010			Growth Rate %			Proportion %	
		Q	V (M/B)	V (M/US.\$)	Q	V (M/B)	V (M/US.\$)	Jan - May 2010			Jan - May 2010	
								Q	V (M/B)	V (M/US.\$)	Q	V (M/B)
1	<b>Asia</b>	<b>5,233.59</b>	<b>551.79</b>	<b>15.63</b>	<b>5,573.61</b>	<b>505.67</b>	<b>15.36</b>	<b>6.50</b>	<b>-8.36</b>	<b>-1.73</b>	<b>77.03</b>	<b>61.09</b>
	China	525.84	66.27	1.88	1,406.16	125.20	3.79	167.41	88.92	101.60	19.43	15.13
	India	84.27	10.50	0.30	83.90	13.28	0.40	-0.44	26.48	33.33	1.16	1.60
	Indonesia	103.30	8.00	0.23	244.18	19.96	0.61	136.38	149.50	165.22	3.37	2.41
	Japan	235.00	30.54	0.87	233.48	40.57	1.24	-0.65	32.84	42.53	3.23	4.90
	Myanmar	0.00	0.00	0.00	0.00	0.00	0.00	0.00	0.00	0.00	0.00	0.00
	Maldives	0.00	0.00	0.00	0.00	0.00	0.00	0.00	0.00	0.00	0.00	0.00
	Pakistan	0.02	0.01	0.00	0.00	0.00	0.00	-100.00	-100.00	0.00	0.00	0.00
	Philippines	20.94	3.59	0.10	26.20	5.14	0.16	25.12	43.18	60.00	0.36	0.62
	S. Korea	0.00	0.00	0.00	93.00	5.94	0.18	0.00	0.00	0.00	1.29	0.72
	Taiwan	69.76	9.76	0.28	0.00	0.00	0.00	-100.00	-100.00	-100.00	0.00	0.00
	Malaysia	52.22	9.27	0.26	578.38	49.12	1.49	1,007.58	429.88	473.08	7.99	5.93
	Singapore	52.89	6.85	0.19	155.85	14.24	0.43	194.67	107.88	126.32	2.15	1.72
	Vietnam	4,089.35	407.00	11.52	2,706.53	223.94	6.81	-33.82	-44.98	-40.89	37.41	27.05
	<u>Others</u>	0.00	0.00	0.00	45.93	8.28	0.25	0.00	0.00	0.00	0.63	1.00
2	<b>Middle East</b>	<b>0.00</b>	<b>0.00</b>	<b>0.00</b>	<b>0.00</b>	<b>0.00</b>	<b>0.00</b>	<b>0.00</b>	<b>0.00</b>	<b>0.00</b>	<b>0.00</b>	<b>0.00</b>
	Oman	0.00	0.00	0.00	0.00	0.00	0.00	0.00	0.00	0.00	0.00	0.00
	Yemen	0.00	0.00	0.00	0.00	0.00	0.00	0.00	0.00	0.00	0.00	0.00
	<u>Others</u>	0.00	0.00	0.00	0.00	0.00	0.00	0.00	0.00	0.00	0.00	0.00
3	<b>U.S.A.</b>	<b>247.43</b>	<b>48.39</b>	<b>1.36</b>	<b>319.35</b>	<b>28.90</b>	<b>0.88</b>	<b>29.07</b>	<b>-40.28</b>	<b>-35.29</b>	<b>4.41</b>	<b>3.49</b>
4	<b>Chile</b>	<b>140.42</b>	<b>30.14</b>	<b>0.86</b>	<b>154.18</b>	<b>28.44</b>	<b>0.87</b>	<b>9.80</b>	<b>-5.64</b>	<b>1.16</b>	<b>2.13</b>	<b>3.44</b>
5	<b>EU ( 27 )</b>	<b>233.96</b>	<b>51.94</b>	<b>1.47</b>	<b>106.46</b>	<b>25.72</b>	<b>0.77</b>	<b>-54.50</b>	<b>-50.48</b>	<b>-47.62</b>	<b>1.47</b>	<b>3.11</b>
	Denmark	21.11	5.01	0.14	21.08	4.52	0.14	-0.14	-9.78	0.00	0.29	0.55
	Netherlands	21.79	5.35	0.15	0.00	0.00	0.00	-100.00	-100.00	-100.00	0.00	0.00
	Spain	0.00	0.00	0.00	0.00	0.00	0.00	0.00	0.00	0.00	0.00	0.00
	United Kingdom	0.36	0.19	0.01	0.00	0.00	0.00	-100.00	-100.00	-100.00	0.00	0.00
	<u>Others</u>	190.70	41.39	1.17	85.38	21.20	0.63	-55.23	-48.78	-46.15	1.18	2.56
6	<b>Australia</b>	<b>1.24</b>	<b>0.58</b>	<b>0.02</b>	<b>71.84</b>	<b>26.61</b>	<b>0.81</b>	<b>5,693.55</b>	<b>4,487.93</b>	<b>3,950.00</b>	<b>0.99</b>	<b>3.21</b>
7	<b>New Zealand</b>	<b>1.00</b>	<b>0.39</b>	<b>0.01</b>	<b>0.30</b>	<b>0.21</b>	<b>0.01</b>	<b>-70.00</b>	<b>-46.15</b>	<b>0.00</b>	<b>0.00</b>	<b>0.03</b>
8	<b>Marshall Islands</b>	<b>0.00</b>	<b>0.00</b>	<b>0.00</b>	<b>0.00</b>	<b>0.00</b>	<b>0.00</b>	<b>0.00</b>	<b>0.00</b>	<b>0.00</b>	<b>0.00</b>	<b>0.00</b>
9	<b>Micronesia</b>	<b>0.00</b>	<b>0.00</b>	<b>0.00</b>	<b>0.00</b>	<b>0.00</b>	<b>0.00</b>	<b>0.00</b>	<b>0.00</b>	<b>0.00</b>	<b>0.00</b>	<b>0.00</b>
10	<b>Papua New Guinea</b>	<b>0.00</b>	<b>0.00</b>	<b>0.00</b>	<b>0.00</b>	<b>0.00</b>	<b>0.00</b>	<b>0.00</b>	<b>0.00</b>	<b>0.00</b>	<b>0.00</b>	<b>0.00</b>
11	<b>Solomon Islands</b>	<b>0.00</b>	<b>0.00</b>	<b>0.00</b>	<b>0.00</b>	<b>0.00</b>	<b>0.00</b>	<b>0.00</b>	<b>0.00</b>	<b>0.00</b>	<b>0.00</b>	<b>0.00</b>
12	<b>Vanuatu</b>	<b>0.00</b>	<b>0.00</b>	<b>0.00</b>	<b>0.00</b>	<b>0.00</b>	<b>0.00</b>	<b>0.00</b>	<b>0.00</b>	<b>0.00</b>	<b>0.00</b>	<b>0.00</b>
13	<b>Norway</b>	<b>937.90</b>	<b>228.43</b>	<b>6.48</b>	<b>910.58</b>	<b>199.36</b>	<b>6.05</b>	<b>-2.91</b>	<b>-12.73</b>	<b>-6.64</b>	<b>12.59</b>	<b>24.08</b>
14	<b>Russian Federation</b>	<b>0.00</b>	<b>0.00</b>	<b>0.00</b>	<b>20.90</b>	<b>4.29</b>	<b>0.13</b>	<b>0.00</b>	<b>0.00</b>	<b>0.00</b>	<b>0.29</b>	<b>0.52</b>
15	<b>Faeroe Islands</b>	<b>0.00</b>	<b>0.00</b>	<b>0.00</b>	<b>0.00</b>	<b>0.00</b>	<b>0.00</b>	<b>0.00</b>	<b>0.00</b>	<b>0.00</b>	<b>0.00</b>	<b>0.00</b>
16	<b>South Africa</b>	<b>0.00</b>	<b>0.00</b>	<b>0.00</b>	<b>0.00</b>	<b>0.00</b>	<b>0.00</b>	<b>0.00</b>	<b>0.00</b>	<b>0.00</b>	<b>0.00</b>	<b>0.00</b>
	<b>Others</b>	<b>96.63</b>	<b>7.94</b>	<b>0.23</b>	<b>78.11</b>	<b>8.55</b>	<b>0.26</b>	<b>-19.17</b>	<b>7.68</b>	<b>13.04</b>	<b>1.08</b>	<b>1.03</b>
	<b>Total</b>	<b>6,892.17</b>	<b>919.60</b>	<b>26.06</b>	<b>7,235.33</b>	<b>827.75</b>	<b>25.14</b>	<b>4.98</b>	<b>-9.99</b>	<b>-3.53</b>	<b>100.00</b>	<b>100.00</b>

Source : Information and Communication Technology Center With Cooperation of The Customs Department

Information Center

Note : Preliminary Data

Thai Frozen Foods Association

# Import Fresh, Chilled, Frozen Surimi of Thailand

0304990008 : เนื้อปลาสุริมิ

Quantity : Ton  
Value : Million Baht  
Value : Million U.S.\$

NO.	COUNTRY	Jan - May 2009			Jan - May 2010			Growth Rate %			Proportion %	
		Q	V (M/B)	V (M/US.\$)	Q	V (M/B)	V (M/US.\$)	Jan - May 2010			Jan - May 2010	
								Q	V (M/B)	V (M/US.\$)	Q	V (M/B)
1	<b>Asia</b>	0.00	0.00	0.00	1,535.58	121.08	3.68	0.00	0.00	0.00	98.61	98.30
	China	0.00	0.00	0.00	0.00	0.00	0.00	0.00	0.00	0.00	0.00	0.00
	India	0.00	0.00	0.00	18.04	0.50	0.02	0.00	0.00	0.00	1.16	0.41
	Indonesia	0.00	0.00	0.00	0.00	0.00	0.00	0.00	0.00	0.00	0.00	0.00
	Japan	0.00	0.00	0.00	0.00	0.00	0.00	0.00	0.00	0.00	0.00	0.00
	Myanmar	0.00	0.00	0.00	0.00	0.00	0.00	0.00	0.00	0.00	0.00	0.00
	Maldives	0.00	0.00	0.00	0.00	0.00	0.00	0.00	0.00	0.00	0.00	0.00
	Pakistan	0.00	0.00	0.00	0.00	0.00	0.00	0.00	0.00	0.00	0.00	0.00
	Philippines	0.00	0.00	0.00	0.00	0.00	0.00	0.00	0.00	0.00	0.00	0.00
	S. Korea	0.00	0.00	0.00	0.00	0.00	0.00	0.00	0.00	0.00	0.00	0.00
	Taiwan	0.00	0.00	0.00	0.00	0.00	0.00	0.00	0.00	0.00	0.00	0.00
	Malaysia	0.00	0.00	0.00	0.00	0.00	0.00	0.00	0.00	0.00	0.00	0.00
	Singapore	0.00	0.00	0.00	0.00	0.00	0.00	0.00	0.00	0.00	0.00	0.00
	Vietnam	0.00	0.00	0.00	1,517.54	120.58	3.66	0.00	0.00	0.00	97.45	97.90
	<u>Others</u>	0.00	0.00	0.00	0.00	0.00	0.00	0.00	0.00	0.00	0.00	0.00
2	<b>Middle East</b>	0.00	0.00	0.00	0.00	0.00	0.00	0.00	0.00	0.00	0.00	0.00
	Oman	0.00	0.00	0.00	0.00	0.00	0.00	0.00	0.00	0.00	0.00	0.00
	Yemen	0.00	0.00	0.00	0.00	0.00	0.00	0.00	0.00	0.00	0.00	0.00
	<u>Others</u>	0.00	0.00	0.00	0.00	0.00	0.00	0.00	0.00	0.00	0.00	0.00
3	<b>U.S.A.</b>	0.00	0.00	0.00	21.60	2.08	0.06	0.00	0.00	0.00	1.39	1.69
4	<b>Chile</b>	0.00	0.00	0.00	0.00	0.00	0.00	0.00	0.00	0.00	0.00	0.00
5	<b>EU ( 27 )</b>	0.00	0.00	0.00	0.00	0.00	0.00	0.00	0.00	0.00	0.00	0.00
	Denmark	0.00	0.00	0.00	0.00	0.00	0.00	0.00	0.00	0.00	0.00	0.00
	Netherlands	0.00	0.00	0.00	0.00	0.00	0.00	0.00	0.00	0.00	0.00	0.00
	Spain	0.00	0.00	0.00	0.00	0.00	0.00	0.00	0.00	0.00	0.00	0.00
	United Kingdom	0.00	0.00	0.00	0.00	0.00	0.00	0.00	0.00	0.00	0.00	0.00
	<u>Others</u>	0.00	0.00	0.00	0.00	0.00	0.00	0.00	0.00	0.00	0.00	0.00
6	<b>Australia</b>	0.00	0.00	0.00	0.00	0.00	0.00	0.00	0.00	0.00	0.00	0.00
7	<b>New Zealand</b>	0.00	0.00	0.00	0.00	0.00	0.00	0.00	0.00	0.00	0.00	0.00
8	<b>Marshall Islands</b>	0.00	0.00	0.00	0.00	0.00	0.00	0.00	0.00	0.00	0.00	0.00
9	<b>Micronesia</b>	0.00	0.00	0.00	0.00	0.00	0.00	0.00	0.00	0.00	0.00	0.00
10	<b>Papua New Guinea</b>	0.00	0.00	0.00	0.00	0.00	0.00	0.00	0.00	0.00	0.00	0.00
11	<b>Solomon Islands</b>	0.00	0.00	0.00	0.00	0.00	0.00	0.00	0.00	0.00	0.00	0.00
12	<b>Vanuatu</b>	0.00	0.00	0.00	0.00	0.00	0.00	0.00	0.00	0.00	0.00	0.00
13	<b>Norway</b>	0.00	0.00	0.00	0.00	0.00	0.00	0.00	0.00	0.00	0.00	0.00
14	<b>Russian Federation</b>	0.00	0.00	0.00	0.00	0.00	0.00	0.00	0.00	0.00	0.00	0.00
15	<b>Faeroe Islands</b>	0.00	0.00	0.00	0.00	0.00	0.00	0.00	0.00	0.00	0.00	0.00
16	<b>South Africa</b>	0.00	0.00	0.00	0.00	0.00	0.00	0.00	0.00	0.00	0.00	0.00
	<b>Others</b>	0.00	0.00	0.00	0.00	0.00	0.00	0.00	0.00	0.00	0.00	0.00
	<b>Total</b>	0.00	0.00	0.00	1,557.18	123.17	3.74	0.00	0.00	0.00	100.00	100.00

Source : Information and Communication Technology Center With Cooperation of The Customs Department

Information Center

Note : Preliminary Data

Thai Frozen Foods Association