



Giant squid (*Dosidicus gigas*) fillet. Photo: Union Forsea Corp.

Monthly seafood imports by major fish species in June



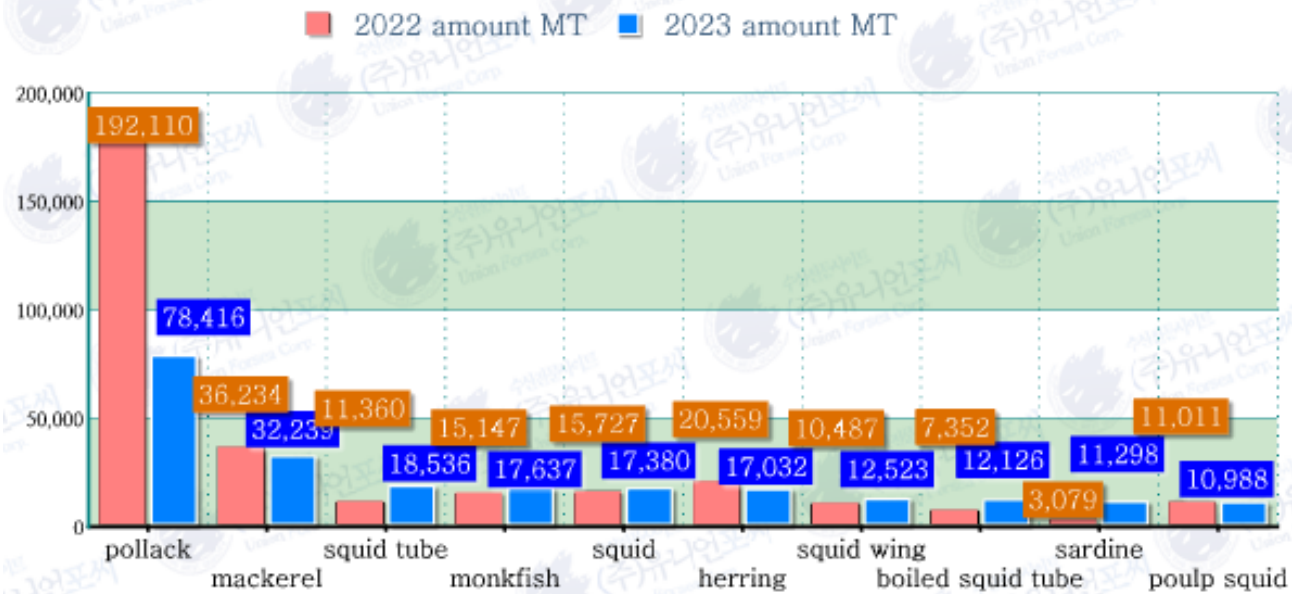
SOUTH KOREA

Wednesday, July 05, 2023, 07:00 (GMT + 9)

By June 2023, 531,674 tons of seafood import volume were imported into Korea, down 15% from the previous year's import volume of 626,281 tons in the same period of 2022.

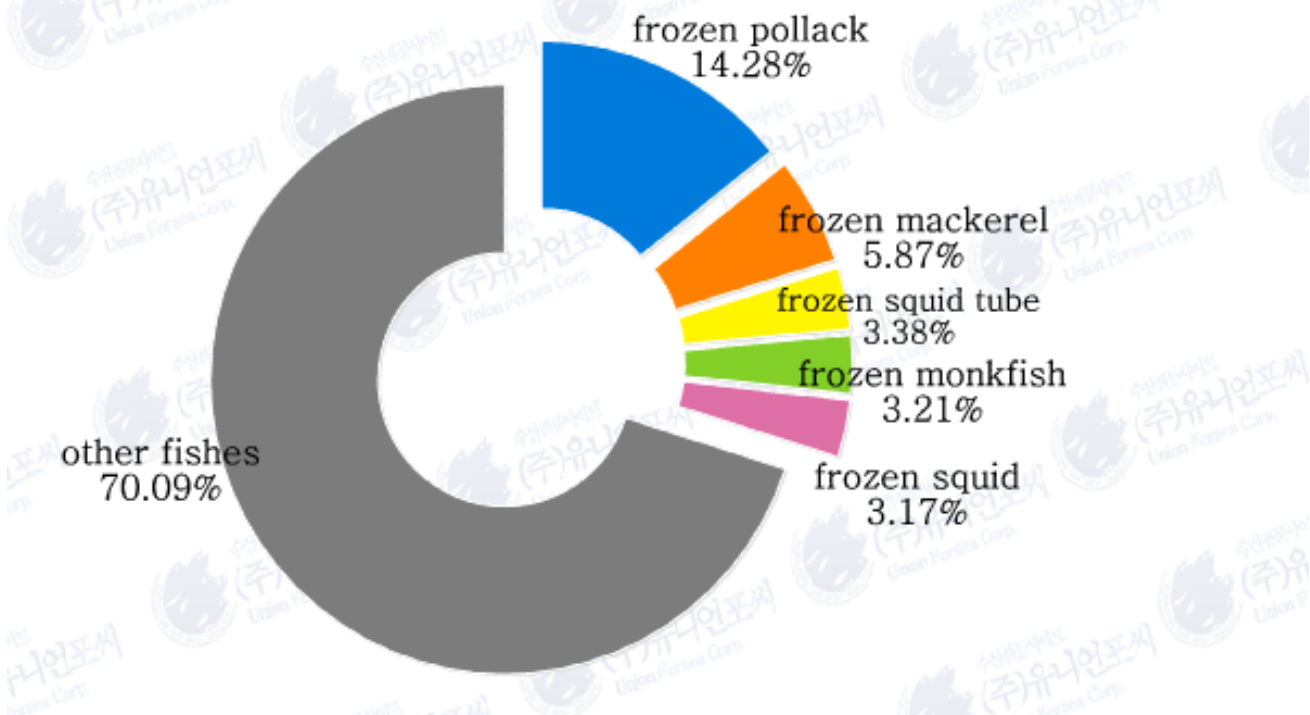
The amount of imports this year was 2,777.29 million dollars, an 11% increase from the previous year's 2,495.31 million dollars.

Comparison of imports by major fishes by June 2023



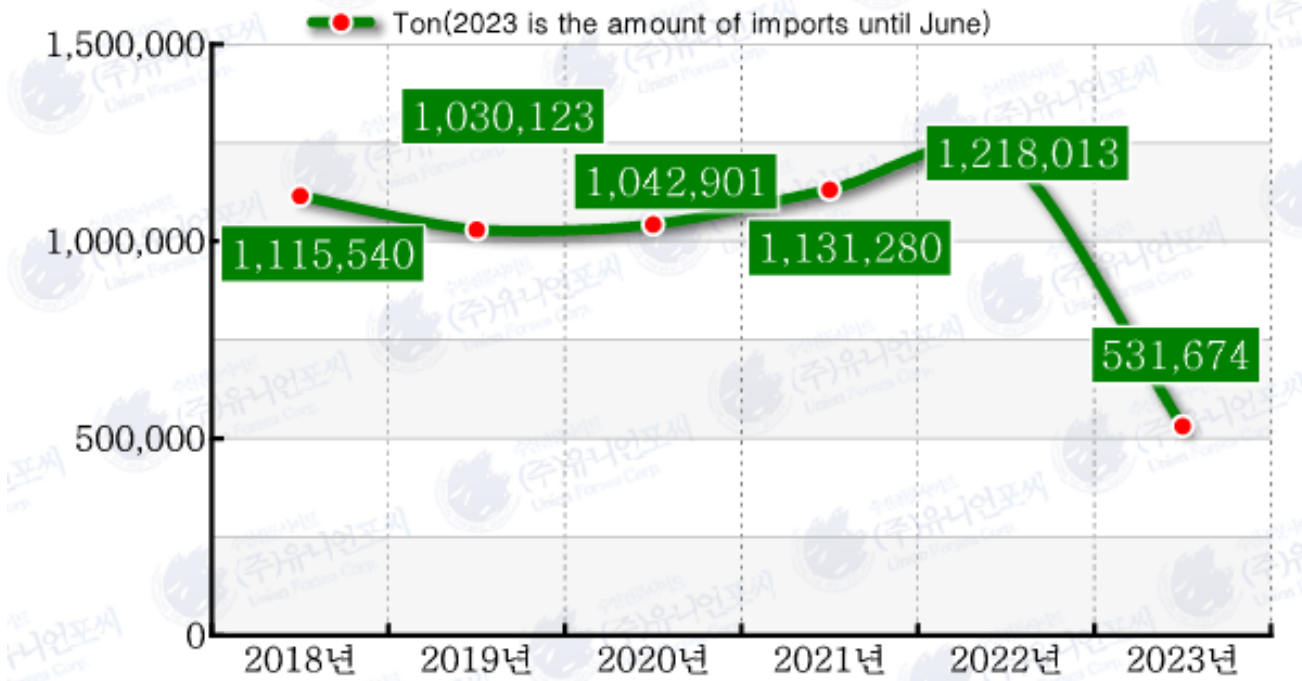
The 10 fish species with the highest import volume by June were frozen pollack, frozen mackerel, frozen squid tube, frozen monkfish, frozen round squid, frozen herring, frozen squid wing, frozen boiled squid tube, frozen sardine, and frozen poulp squid in that order.

Import ratio by major fish species



Imports of six items including frozen squid tube, monkfish, round squid, squid wing, boiled squid tube, and sardines increased this year compared to the previous year, while imports of four items decreased, including frozen pollack, mackerel, herring, and squid.

Annual seafood import volume



Ratio of change in import volume by major fish species (2022>2023)

1. Decreased frozen pollock by 59% (192,110 tons > 78,416 tons), accounting for 14.75% of total imports
2. Frozen mackerel decreased by 11% (36,234 tons > 32,239 tons), accounting for 6.06% of total imports
3. Frozen squid tube increased by 63% (11,360 tons > 18,536 tons), accounting for 3.49% of total imports
4. Imports of frozen monkfish increased by 16% (11,147 tons > 18,536 tons), accounting for 3.32% of total imports
5. Frozen squid imports increased by 11% (15,727 tons > 17,380 tons), accounting for 3.27% of total imports
6. Frozen herring decreased by 17% (20,559 tons > 17,032 tons)
7. Increased frozen squid wing by 19% (10,487 tons > 12,523 tons)
8. 65% increase in frozen boiled squid tube (7,352 tons > 12,126 tons)
9. Frozen sardines increased by 267% (3,079 tons > 11,298 tons)
10. Slight decrease in frozen octopus or poulp squid (11,011 tons > 10,988 tons)



Source: **Union Forsea Corp**

editorial@seafood.media
www.seafood.media